

SITE FURNISHINGS


PRECAST



CONCRETE
PRODUCTS



SINCE 1979



AWARDS

Ontario Concrete Awards
Lake Wilcox Promenade
222 Albert St, Waterloo

Ontario Masonry Design Awards
Richmond Woods II Apartments
Holiday Inn Express
St Mary's Hospital Annex
Woodstock Hospital



ED'S CONCRETE PRODUCTS

Leading Manufacturer of Precast Concrete

1266 Erie Street, Stratford, Ontario, Canada N4Z 0A1
Tel. 519.271.6590 | Toll Free 1.877.265.6590

edsconcrete.com   

Quality concrete products,
on time, on budget.

WE KNOW CONCRETE

With over 40 years of experience under our belt, we fabricate concrete products using the best of both traditional and today's leading edge technology. All of our products are designed and manufactured to meet or exceed requirements of CSA23.4 and ASTM C1364.

From first contact to product delivery, our motivated team of professionals is dedicated to providing you with an excellent product and attentive customer service, on schedule and within budget.



Musée Condominiums

Landscape Architect: The Planning Partnership






Meadowvale Community Centre & Library
Landscape Architect: Fleisher Ridout Partnership Inc.



Waterloo Park
Landscape Architect: Public Work

COLOURS

Products are manufactured in Grey colour unless one of our colours are specifically requested. We can also custom match colours.



GREY



WHITE



BUFF



JAVA



EBONY

FINISHES

Products are manufactured in a Smooth Precast finish unless the Acid Etched, Light Sandblasted or Polished finishes are specifically requested.




SMOOTH PRECAST

Our standard form finish is a smooth, touchable surface similar to a stone from the beach.



ACID ETCH

Acid etching lightly penetrates the surface, exposing the sands, deepening earth tones and creating a lightly textured finish.



LIGHT SANDBLAST

Sandblasting exposes air pockets hidden below the surface of the concrete, resulting in a natural, organic texture.



POLISHED PREMIUM

This glossy finish is achieved by grinding and honing the concrete with diamond finishing equipment. Even the trained eye will mistake it as polished granite.

TRIMS

We use a combination of IPE and stainless steel as a value added feature. These materials are used to meet product performance standards and aesthetically enhance the look.

LIGHTING

We can incorporate LED channel lighting into your custom design.

DETERRENTS

Depending on the environment, site furnishings may require sealers or deterrents. All units are available with moisture repellents, anti-graffiti coating, sleep and/or skate deterrents.

These swatches indicate general colour and finish only. To ensure accuracy please request a sample from our office. A natural variance in colour and finish is to be expected during the manufacturing process.

CONIA

CO Planters | CO

Available in 4 standard sizes:

	W	L	H	Weight (lbs)
CO32	30	30	32	680
CO40	25	25	40	430
CO45	42	42	45	1300
CO68	70	70	68	3400



PLANTERS

MEASUREMENTS | Standard sizes shown in inches, width x length x height. Custom sizes available upon request

DRAINAGE | All planters have 1.25" diameter drainage hole. Proper layering of filter cloth and clear stone is recommended. Custom size to function with irrigation fixtures available.



Catalyst 137

Landscape Architect: GSP Group



TUPLA


TUPLA Planters | TU

Available in 4 standard sizes:

	W	L	H	Weight (lbs)
TU272718	27	27	18	400
TU363624	36	36	24	1400
TU454530	45	45	30	1900
TU276618	27	66	18	1000



SQUARE



SQUARE Planters | SQ

Available in 19 standard sizes:

	W	L	H	Weight (lbs)
SQ161616	16	16	16	160
SQ161630	16	16	30	270
SQ161640	16	16	40	350
SQ164230	16	42	30	900
SQ166030	16	60	30	1200
SQ169630	16	96	30	1800
SQ244824	24	48	24	1400
SQ246018	24	60	18	1150
SQ246030	24	60	30	1580
SQ249624	24	96	24	2500
SQ303018	30	30	18	650
SQ306030	30	60	30	1850
SQ323232	32	32	32	1100
SQ363618	36	36	18	1050
SQ363624	36	36	24	1300
SQ424230	42	42	30	1500
SQ489618	48	96	18	2500
SQ486042	48	60	42	3160
SQL329090	32	90	90	3750



Scaddabush Italian Kitchen

Designer: McMillan Design



RONDO

RONDO Planters | RO


Available in 4 standard sizes:

	W	L	H	Weight (lbs)
RO252518	25	25	18	200
RO323223	32	32	23	300
RO404028	40	40	28	1000
RO626248	62	62	48	2400

CUBIC

CUBIC Benches | Available in 5 sizes:

	W	L	H	Weight (lbs)
CU-202020	19 5/8	19 5/8	19 5/8	450
CU-204820	19 5/8	47 1/4	19 5/8	720
CU-209420	19 5/8	94 1/2	19 5/8	2000
CU-2011820	19 5/8	118 1/8	19 5/8	2300
CU-TILT	19 5/8	78 3/4	19 5/8	1900



BENCHES

MEASUREMENTS
Standard sizes shown in inches, width x length x height. Custom sizes available upon request

DESIGN
Wood composite and stainless steel trims create the opportunity for versatile designs. A standard seat option or back option is available for most styles. Sleep and skate deterrents can also be incorporated.

Friday Harbour Resort
Landscape Architect: Schollen & Company Inc.




Moss Park
Landscape Architect: STUDIO tla



WATARI

WATARI Benches | Available in 4 sizes:

		W	L	H	Weight (lbs)
WA-BOL	Bollard	17 5/8	17 1/2	15 3/4	350
WA-STR	Straight	17 5/8	78 3/4	15 3/4	1560
WA-CUR	Curve	17 5/8	92	15 3/4	1750
WA-SPL	Split	17 5/8	98	15 3/4	2500





URBAN TEA

Available in 1 size:

	W	L	H	Weight (lbs)
TEA-1	22	72	32	1405



GEMSTONE

Available in 1 size:

	W	L	H	Weight (lbs)
GEM	15	65	17 1/2	1310




Edmonton Premium Outlet Collection Mall
Architect: 505Design



VECTOR

Available in 1 size:

	W	L	H	Weight (lbs)
VECTOR	47	95	16 1/2	2427



CUSHION

Available in 2 sizes:

	W	L	H	Weight (lbs)
CUSH-1	31 1/2	31 1/2	17	940
CUSH-2	31 1/2	68	17	2030



SEATS

MEASUREMENTS | Standard sizes shown in inches, width x length x height. Custom sizes available upon request.

COLOUR & FINISH | Standard grey smooth precast unless premium colour or alternate finish are specified when ordering.

DESIGN | Urbastyle designs bring a European influence to urban spaces, entries, patios and parks; used as bollards, seating, and accent pieces. Sleep and skate deterrents can also be incorporated.

✓ John Rebecca Park
Landscape Architect: FORREC



✓ Deerfield Towne Center
Architect: RDL Architects



BEACHSTONE

Available in 5 sizes:

	W	L	H	Weight (lbs)
BEACH	25	25	18	410
BEACH 9	36	54	18	1900
BEACH 3	48	90	18	2400
BEACH 6	70	64	18	3600
BEACH 10	44	41	18	1870






MARGARITA

Available in 1 size:

	W	L	H	Weight (lbs)
MARG	15	15	18	195



DICE

Available in 2 sizes:

	W	L	H	Weight (lbs)
DICE Stool	17 3/4	17 3/4	17 3/4	485
DICE Pedestal	17 3/4	17 3/4	30	820



Bostwick Community Centre
Architect: MJMA



SPHERE

Available in 5 sizes:

	W	L	H	Weight (lbs)
SPH-10	10	10	10	30
SPH-12	12	12	12	75
SPH-16	16	16	16	175
SPH-24	24	24	24	600
SPH-30	30	30	30	1200



PICNIC

Units are reinforced and come easy to assemble. All hardware is galvanized.

		W	L	H	Weight (lbs)
Accessible	20101	66	66	31	1100
4 Seat	20102	66	66	31	1200



TABLES

MEASUREMENTS | Shown in inches, width x length x height.

COLOUR & FINISH | Standard grey smooth precast unless premium colour or alternate finish are specified when ordering.


ENGRAVING | Logo artwork and game surfaces can be stencil-etched on tables as a value-added service.



PING PONG

This regulation size table comes as a 2 pc set: base and top. The net is stainless steel with a bolted connection. Ball and paddle holder is also available.

	W	L	H	Weight (lbs)
Ping Pong	60	108	29	3210





FIREPIT

This outdoor patio firepit comes with a gas valve, piezo ignitor, stainless steel burner and all attachments required for easy hook-up. The 60k BTU burner element can be simply converted from Natural Gas to propane.

	W	L	H	Weight (lbs)
Firepit Round	40	40	17	750
Firepit Rectangular	30 1/2	48	16	800

BBQ

This precast barbecue table is designed with an urban flair for public spaces. The stainless steel grill insert is easy to clean and has an anti-theft function.

	W	L	H	Weight (lbs)
BBQ K-Grill	27 1/2	47	36	2375



Otterville Residence
Designer: Balsam Creek Landscaping



ONroute Service Centres
Architect: Quandrangle Architects



RECEPTACLES

Graphics on receptacles are etched and sealed. Units come standard with a grey plastic lid and a removeable liner.

	W	L	H	Weight (lbs)
Recycle 20204	19	19	47	500
Waste 20203	19	19	47	500





CUSTOM

Our custom design team works with professionals to turn creative concepts into precast furnishings. Concrete is the ideal functional and aesthetic choice when designing a performing landscape space. We look forward to collaborating with you on any project.



AREA REPRESENTATIVE

17 Trotter Drive, PO Box 718, Medway, MA 02053-0718
OFFICE 508.359.4200 TOLL-FREE 800.835.0056 FAX 508.533.6342
mail@obrienandsons.com obrienandsons.com

