




Du Mor®

TABLE OF CONTENTS

INTRODUCTION	1-3	BIKE RACKS	90-92
DUMOR SIGNATURES Families of benches, receptacles, planters, and tables coordinated by matching style	4-51	GRILLS	93
		BOLLARDS	94
CURVED CONTOURED STRAP BENCHES	52-53	ASH URNS	95
PARK BENCHES Wood or recycled plastic park style benches	54-61	INSTALLATIONS	96-97
LITTER AND RECYCLING RECEPTACLES	62-73	CUSTOM PRODUCTS	98-101
		CUSTOM PLAQUES	102
CHAIRS AND TABLES	74-87	PRODUCT INFORMATION	103-104
PLANTERS	88-89	NUMERICAL PRODUCT INDEX	105

DUMOR SIGNATURES INDEX

 Benches: 490, 491, 492, 493, 494, 495, 496, 497, 498	6-10	 Benches: 446, 283, 282, 447, 284, 285	24-27	 Benches: 275, 276, 277, 278, 279	42-43
 Benches: 93, 95	11	 Benches: 160, 164, 168, 169, 165, 166 Receptacle: 170	28-31	 Benches: 470, 471, 472, 473 Receptacle: 474 Table: 475	44-47
 Benches: 94, 117, 118 Receptacle: 17	12-13	 Benches: 190, 191, 192, 193 Receptacles: 429, 428	32-35	 Benches: 59, 104 Receptacle: 89	48
 Benches: 58, 92, 19, 106, 57, 91 Receptacles: 102, 124 Table: 443 Planter: 122, 159	14-19	 Benches: 194, 195, 185, 186 Receptacles: 196, 187	36-37	 Benches: 460, 461 Receptacle: 465 Tables: 464, 463 Bike Rack: 466	49-51
 Benches: 140, 144, 162, 143 Receptacles: 148, 152	20-22	 Benches: 270, 271 Receptacle: 272	38-39		
 Benches: 119, 120	23	 Benches: 500, 501 Receptacle: 502	40-41		

The DuMor Difference

THE EXPERIENCE Since 1984, DuMor has focused on combining the best products, people and Representatives to deliver a superior customer experience. Our people, manufacturing the finest products, are represented by teams of talented, dedicated individuals across the U.S. and Canada who deliver the DuMor customer experience on a local level. Company and Representative dedication to customer service has always been at the forefront of our business model. From your initial discussion with a DuMor Representative, through the specifying and manufacturing processes to final product delivery, we are driven to provide an exceptional customer experience.

THE QUALITY A cornerstone in the original DuMor vision was to design and manufacture outdoor furniture of exceptional quality. We are known throughout the industry as a brand that exemplifies the value of well built, superior quality products. Based in central Pennsylvania, DuMor is proud of our dedicated craftsmen who build each product with precision. Established and trusting relationships with quality vendors ensure we source the best raw materials for use in manufacturing. Efficient, quality focused manufacturing processes coupled with our people and materials enable DuMor to set the standard for quality in the site furnishing industry.

THE VERSATILITY Certain unique spaces demand a product with a perfect fit. At DuMor, we meet that challenge by working with Architects and Project Planners to bring custom product ideas to life. We have a dedicated team of designers and draftsmen who specialize in making custom products a reality in a timely manner. Additionally, changes to standard products such as additional armrests, custom color matching, unique bench length and laser cut designs are no problem. We bring to the table decades of experience making site furnishings that turn your vision into reality.

THE DESIGN Good Design Matters. Ingrained in our culture is a desire to consistently introduce new and relevant products for our customers. Relevant means we aspire to have a product line as extensive and diverse as the projects that Landscape Architects and Planners design. Our goal is to design site furnishings that fit any space whether matching a contemporary space, accentuating traditional architecture, or blending into the nature of a park. The DuMor product line lives through the weather and industry trends, because good design is timeless.

WHY WE DO WHAT WE DO We believe great outdoor spaces make the world better. We think communities flourish when they have public space to enjoy. We think commercial spaces should include functional site amenities. We want to make spaces more comfortable, accessible to everyone, functional and more beautiful. It's a simple thing that drives us. We love what we do!



COLOR AND MATERIAL OPTIONS

POWDER COAT COLOR OPTIONS

Most DuMor products are available in your choice of several color options in a super durable baked-on polyester powder finish.



Additional RAL colors are available at an extra cost—consult your local DuMor representative.

WOOD



IPE

DOUGLAS FIR

DuMor has selected the highest grade woods available for use on our products. "C" & Better Douglas Fir and Ipe are offered as standard wood options. Douglas Fir will be delivered coated in a clear preservative. Due to its density and estimated longevity left uncoated, Ipe will be delivered in its natural state without preservative.

As a natural product of our environment, wood will weather when placed outdoors. Signs of weathering include splitting, checking, and changing color. These are not covered by DuMor's warranty. Wood colors will vary.

RECYCLED PLASTIC



WALNUT

CEDAR

GREY

REDWOOD

The high-density polyethylene raw material utilized in our recycled plastic furnishings is derived from post-consumer bottle waste resulting in a product that is over 90% recycled.

WOOD GRAIN RECYCLED PLASTIC



BRAZILLIAN WALNUT

ANTIQUE MAHOGANY

The longevity and Eco-friendliness of recycled plastic lumber with a feel and depth reminiscent of wood. Wood grain recycled plastic is extruded with a multicolor tonal streaking and etched with a wood grain texture to achieve a realistic wood like appearance and feel. To truly appreciate this product it needs to be seen and handled, ask your rep for a free sample. Plastic lumber is comprised of 95% recycled content. Only available on select products.



Please note that due to variations in photographic reproductions, natural wood grains and colors shown throughout may not be exact. Please contact your local DuMor representative for color and wood grain samples.



pg 40

NEW PRODUCTS



pg 41



pg 41



DUMOR SIGNATURES

Families of benches, receptacles, planters, and
tables coordinated by matching style



Shown w/Forest Green finish/Ipe

BENCH 490

DOUGLAS FIR SLATS

490-60D	6' long, 2 supports, 135 lbs.	\$920
490-80D	8' long, 2 supports, 158 lbs.	\$960

IPE SLATS

490-60I	6' long, 2 supports, 180 lbs.	\$1,100
490-80I	8' long, 2 supports, 218 lbs.	\$1,225

RECYCLED PLASTIC SLATS

490-60PL	6' long, 2 supports, 167 lbs.	\$1,040
490-80PL	8' long, 3 supports, 243 lbs.	\$1,650

WOOD GRAIN RECYCLED PLASTIC SLATS

490-60TX	6' long, 2 supports, 167 lbs.	\$1,065
490-80TX	8' long, 3 supports, 243 lbs.	\$1,700

Add to unit price for center armrest **\$135**

• Aluminum end supports



491 shown w/Forest Green finish/Ipe



492 shown w/Forest Green finish/Ipe

BENCH 491/492

DOUGLAS FIR SLATS

491-60D	6' long, 2 supports, w/armrests, 100 lbs.	\$710
491-80D	8' long, 2 supports, w/armrests, 115 lbs.	\$735
492-60D	6' long, 2 supports, 92 lbs.	\$795
492-80D	8' long, 2 supports, 107 lbs.	\$820

IPE SLATS

491-60I	6' long, 2 supports, w/armrests, 128 lbs.	\$865
491-80I	8' long, 2 supports, w/armrests, 153 lbs.	\$945
492-60I	6' long, 2 supports, 120 lbs.	\$950
492-80I	8' long, 2 supports, 145 lbs.	\$1030

RECYCLED PLASTIC SLATS

491-60PL	6' long, 2 supports, w/armrests, 128 lbs.	\$900
491-80PL	8' long, 3 supports, w/armrests, 183 lbs.	\$1,355
492-60PL	6' long, 2 supports, 120 lbs.	\$985
492-80PL	8' long, 3 supports, 170 lbs.	\$1,480

WOOD GRAIN RECYCLED PLASTIC SLATS

491-60TX	6' long, 2 supports, w/armrests, 128 lbs.	\$915
491-80TX	8' long, 3 supports, w/armrests, 183 lbs.	\$1,405
492-60TX	6' long, 2 supports, 120 lbs.	\$1000
492-80TX	8' long, 3 supports, 170 lbs.	\$1,530

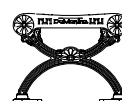
Add to unit price for center armrest

\$135

• Aluminum end supports



491



492



Shown in Forest Green

BENCH 493

493-60	6' long, 2 supports, 238 lbs.	\$1,115
493-80	8' long, 2 supports, 299 lbs.	\$1,310
Add to unit price for center armrest		\$135
• Cast aluminum end supports		

BENCH 494/495

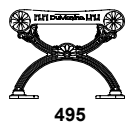
494-60	6' long, 2 supports, w/armrests 192 lbs.	\$1,020
494-80	8' long, 2 supports, w/armrests 240 lbs.	\$1,200
495-60	6' long, 2 supports, 183 lbs.	\$1,100
495-80	8' long, 2 supports, 231 lbs.	\$1,285
Add to unit price for center armrest		\$135
• Cast aluminum end supports		



494-60 Shown in Forest Green



495-60 Shown in Forest Green



BENCH 496

496-60 6' long, 2 supports, 216 lbs. **\$1,455**

496-80 8' long, 2 supports, 287 lbs. **\$1,780**

Add to unit price for center armrest **\$135**

• Cast aluminum end supports



Shown in Almond



Bench 497 shown in Almond

BENCH 497/498

497-60 6' long, 2 supports, w/armrests, 186 lbs. **\$1,085**

497-80 8' long, 2 supports, w/armrests, 230 lbs. **\$1,235**

498-60 6' long, 2 supports, 177 lbs. **\$1,175**

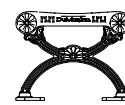
498-80 8' long, 2 supports, 222 lbs. **\$1,320**

Add to unit price for center armrest **\$135**

• Cast aluminum end supports



497



498



Bench 498 shown in Almond



Shown in Carlsbad

BENCH 93

93-60 6' long, 2 supports, 292 lbs. **\$1,210**

93-80 8' long, 2 supports, 354 lbs. **\$1,410**

Add to unit price for center armrest **\$110**

• Handsome cast iron supports

BENCH 95

95-60 6' long, 2 supports, 223 lbs. **\$1,035**

95-80 8' long, 2 supports, 272 lbs. **\$1,220**

Add to unit price for center armrest **\$155**

• Attractive steel strap seat



Shown in Sudan



Shown in Bronze

BENCH 94

94-60 6' long, 2 supports, 230 lbs. **\$1,520**

94-80 8' long, 2 supports, 277 lbs. **\$1,820**

Add to unit price for center armrest **\$190**

Support Options: S-1, S-2, and S-5

• 1" x 1" steel tube seating surface



Shown in Bronze

RECEPTACLE 17

17-22 22-gal. All-Steel Recept., 200 lbs. **\$1,585**

Additional Cover Options



RC

+\$75



BT

+\$120



DM

+\$125

Support Options: S-1, S-2, and S-5

• Hinged cover

BENCH 117

117-60 6' long, 2 supports, 223 lbs. **\$1,520**

117-80 8' long, 2 supports, 275 lbs. **\$1,770**

Add to unit price for center armrest **\$190**

Support Options: S-1, S-2, and S-5

• 2" x 1" steel tube seating surface



BENCH 118

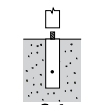
118-60 6' long, 2 supports, 227 lbs. **\$1,605**

118-80 8' long, 2 supports, 274 lbs. **\$1,890**

Add to unit price for center armrest **\$190**

Support Options: S-1, S-2, and S-5

• Contoured 1" x 1" steel tube seating surface



S-1
EMBEDMENT



S-2
SURFACE MOUNT



S-5
FREE STANDING

SUPPORT OPTIONS



Shown in Black

BENCH 58

58-60	6' long, 2 supports, 300 lbs.	\$1,130
58-80	8' long, 2 supports, 361 lbs.	\$1,325
Add to unit price for center armrest		\$85
• Comfortable, contoured strap seat frame		



Cast center armrest



Optional custom lettering

BENCH 92

92-60	6' long, 2 supports,	
	227 lbs.	\$1,040
92-80	8' long, 2 supports,	
	275 lbs.	\$1,190

Add to unit price per end/

center armrest **\$100**

• Comfortable, contoured straps





Shown in Green








102-32SH in Black (with shield)

RECEPTACLE 102

102-22	22-gal. All-Steel Receptacle, 233 lbs.	\$1,325
102-22SH	22-gal. All-Steel Receptacle, w/optional steel shield, 255 lbs.	\$1,460
102-32	32-gal. All-Steel Receptacle, 272 lbs.	\$1,430
102-32SH	32-gal. All-Steel Receptacle, w/optional steel shield, 299 lbs.	\$1,575
 102-40-RC	40-gallon Split Stream Recycle Receptacle, 278 lbs.	\$1,555
 102-40SHRC	40-gallon Split Stream Recycle Receptacle, w/optional steel shield, 304 lbs.	\$1,700

Additional Cover Options

				
RC	BT	BTA	DM	DMA
+\$75	+\$120	+\$145	+\$125	+\$165

*Shown w/optional liner-concealing shield

• Convenient hinge door emptying



Side door emptying



Without shield



TABLE SET 443

443-62	Table, 6', (2) 6' benches, 806 lbs.	\$4,000
443-82	Table, 8', (2) 8' benches, 974 lbs.	\$4,595
443-558-1	ADA Accessible Table, 8', (2) 5' benches, 827 lbs.	\$4,060

* Table only pricing available upon request



PLANTER 122

122-00	All-Steel Planter, 185 lbs.	\$1,200
122-00SH	All-Steel Planter w/optional steel shield, 201 lbs.	\$1,300
Add to unit price for self watering liner option		\$180
• Heavy duty polyethylene liner		
• Shown w/optional shield		



Shown in Black

BENCH 19

19-60	6' long, 2 supports, 379 lbs.	\$1,350
19-80	8' long, 2 supports, 459 lbs.	\$1,510
Add to unit price for center armrest		\$85
• Steel 5/8" round rod seating surface		



Cast center armrest



Shown in Bronze

BENCH 106

106-60	6' long, 2 supports, 264 lbs.	\$1,025
106-80	8' long, 2 supports, 319 lbs.	\$1,115
Add to unit price per end/center armrest		\$100
• Steel 5/8" round rod seating surface		



Shown in Bronze

PLANTER 159

159-00	All-Steel Planter, 137 lbs.	\$870
159-00SH	All-Steel Planter w/optional steel shield, 148 lbs.	\$945
Add to unit price for self watering liner option		\$180
• Heavy duty polyethylene liner		
• Shown w/optional shield		



Shown w/Green finish/Ipe

BENCH 57

DOUGLAS FIR SLATS

57-60D	6' long, 2 supports, 198 lbs.	\$870
57-80D	8' long, 2 supports, 220 lbs.	\$910

IPE SLATS

57-60I	6' long, 2 supports, 243 lbs.	\$1,125
57-80I	8' long, 2 supports, 280 lbs.	\$1,245

RECYCLED PLASTIC SLATS

57-40PL	4' long, 2 supports, 194 lbs.	\$955
57-60PL	6' long, 2 supports, 229 lbs.	\$1,065
57-80PL	8' long, 3 supports, 333 lbs.	\$1,615

WOOD GRAIN RECYCLED PLASTIC SLATS

57-40TX	4' long, 2 supports, 194 lbs.	\$985
57-60TX	6' long, 2 supports, 229 lbs.	\$1,090
57-80TX	8' long, 3 supports, 333 lbs.	\$1,680

Add to unit price for center armrest **\$85**

• Cast iron end supports

• 2" x 3" nominal slats



Cast center armrest



Optional custom lettering



Shown w/Green finish/Ipe

BENCH 91

DOUGLAS FIR SLATS

91-60D	6' long, 2 supports, 136 lbs.	\$695
91-80D	8' long, 2 supports, 151 lbs.	\$720

IPE SLATS

91-60I	6' long, 2 supports, 164 lbs.	\$855
91-80I	8' long, 2 supports, 189 lbs.	\$930

RECYCLED PLASTIC SLATS

91-40PL	4' long, 2 supports, 137 lbs.	\$805
----------------	-------------------------------	--------------

91-60PL	6' long, 2 supports, 164 lbs.	\$890
91-80PL	8' long, 3 supports, 236 lbs.	\$1,345

WOOD GRAIN RECYCLED PLASTIC SLATS






91-40TX	4' long, 2 supports, 137 lbs.	\$830
91-60TX	6' long, 2 supports, 164 lbs.	\$905
91-80TX	8' long, 3 supports, 236 lbs.	\$1,395

Add to unit price per end/center armrest **\$100**

RECEPTACLE 124

124-31D	Douglas Fir, 31-gal. Receptacle, 209 lbs.	\$1,490
124-31I	Ipe, 31-gal. Receptacle, 255 lbs.	\$1,700
124-31PL	Recycled Plastic, 31-gal. Receptacle, 219 lbs.	\$1,590
124-31TX	Wood Grain Recycled Plastic, 31-gal. Receptacle, 219 lbs.	\$1,645

Additional Cover Options

				
RC	BT	BTA	DM	DMA
+\$75	+\$120	+\$145	+\$125	+\$165

• 31-gallon galvanized steel liner



Shown w/Green finish/Ipe



Shown in Bronze

BENCH 140

140-60 6' long, 2 supports, 282 lbs. **\$1,090**

140-80 8' long, 2 supports, 343 lbs. **\$1,280**

Add to unit price for center armrest **\$85**

• Custom lettering available on support side panels



Cast center armrest

BENCH 144

144-60 6' long, 2 supports, 217 lbs. **\$1,020**

144-80 8' long, 2 supports, 265 lbs. **\$1,200**



Add to unit price per end/center armrest **\$100**

• Comfortable, contoured straps








Shown in Bronze

RECEPTACLE 148

148-22	22-gal. All-Steel Receptacle, 233 lbs.	\$1,330
148-22SH	22-gal. All-Steel Receptacle w/optional steel shield, 255 lbs.	\$1,465
148-32	32-gal. All-Steel Receptacle, 272 lbs.	\$1,430
148-32SH	32-gal. All-Steel Receptacle w/optional steel shield, 299 lbs.	\$1,575
 148-40RC	40-gal. Split Stream Recycle Receptacle, 278 lbs.	\$1,555
 148-40SHRC	40-gal. Split Stream Recycle Receptacle w/optional steel shield, 304 lbs.	\$1,700

Additional Cover Options

				
RC	BT	BTA	DM	DMA
+\$75	+\$120	+\$145	+\$125	+\$165

- Side door liner removal
- Optional liner-concealing shield



BENCH 162

162-60	6' long, 2 supports, 261 lbs.	\$1,440
162-80	8' long, 2 supports, 331 lbs.	\$1,755
Add to unit price for center armrest		\$85
• Laser cut backrest and 1" square tube seat		





Shown w/Black finish/Cedar plastic

BENCH 143

RECYCLED PLASTIC SLATS

143-40PL	4' long, 2 supports, 176 lbs.	\$915
143-60PL	6' long, 2 supports, 211 lbs.	\$1,020
143-80PL	8' long, 3 supports, 306 lbs.	\$1,550


WOOD GRAIN RECYCLED PLASTIC SLATS

143-40TX	4' long, 2 supports, 176 lbs.	\$945
143-60TX	6' long, 2 supports, 211 lbs.	\$1,045
143-80TX	8' long, 3 supports, 306 lbs.	\$1,615
Add to unit price for center armrest		\$85








Shown w/Black finish/Douglas Fir

RECEPTACLE 152

152-31D	Douglas Fir Slats, 31-gallon, 209 lbs.	\$1,490
152-31I	Ipe Slats, 31-gallon, 255 lbs.	\$1,700
152-31PL	Recycled Plastic Slats, 31-gallon, 219 lbs.	\$1,590
152-31TX	Wood Grain Recycled Plastic Slats, 31-gallon, 219 lbs. 	\$1,645

Additional Cover Options

				
RC	BT	BTA	DM	DMA
+\$75	+\$120	+\$145	+\$125	+\$165

- 31-gal. galvanized steel liner
- Detailed with star disk



Shown in Green

BENCH 119

119-60	6' long, 2 supports, 299 lbs.	\$1,230
119-80	8' long, 2 supports, 359 lbs.	\$1,420
Add to unit price for center armrest		\$135
• Contoured steel seat		

BENCH 120

120-60	6' long, 250 lbs.	\$1,145
120-80	8' long, 298 lbs.	\$1,320
Add to unit price for center armrest		\$135
• Contoured steel seat		



Shown in Green



Shown in Black

BENCH 446

446-60 6' long, 2 supports, 245 lbs. **\$1,210**

446-80 8' long, 2 supports, 308 lbs. **\$1,365**

Add to unit price for center armrest **\$160**

• Cast aluminum end supports



Bench 282 shown in Black

BENCH 282/283

WITH ARMS

282-60	6' long, 2 supports, 198 lbs.	\$1,055
282-80	8' long, 2 supports, 247 lbs.	\$1,240

WITHOUT ARMS

283-60	6' long, 2 supports, 180 lbs.	\$980
283-80	8' long, 2 supports, 229 lbs.	\$1,165

Add to unit price for center armrest **\$145**

• Cast aluminum end supports



Bench 283 shown in Black





Shown w/Black finish/Ipe

BENCH 447

DOUGLAS FIR SLATS

447-60D	6' long, 2 supports, 217 lbs.	\$1,290
447-80D	8' long, 2 supports, 254 lbs.	\$1,410

IPE SLATS

447-60I	6' long, 2 supports, 272 lbs.	\$1,745
447-80I	8' long, 2 supports, 327 lbs.	\$1,995

RECYCLED PLASTIC SLATS

447-60PL	6' long, 2 supports, 229 lbs.	\$1,415
447-80PL	8' long, 2 supports, 269 lbs.	\$1,575

Add to unit price for
center armrest **\$160**

• Cast aluminum end supports



Bench 284 shown w/Black finish/Ipe

BENCH 284/285

DOUGLAS FIR SLATS

284-60D	6' long, 2 supports, w/armrests, 145 lbs.	\$1,035
284-80D	8' long, 2 supports, w/armrests, 171 lbs.	\$1,085
285-60D	6' long, 2 supports, 128 lbs.	\$960
285-80D	8' long, 2 supports, 153 lbs.	\$1,020

IPE SLATS

284-60I	6' long, 2 supports, w/armrests, 179 lbs.	\$1,285
284-80I	8' long, 2 supports, w/armrests, 216 lbs.	\$1,400
285-60I	6' long, 2 supports, 162 lbs.	\$1,210
285-80I	8' long, 2 supports, 198 lbs.	\$1,330

RECYCLED PLASTIC SLATS

284-60PL	6' long, 2 supports, w/armrests, 152 lbs.	\$1,115
284-80PL	8' long, 2 supports, w/armrests, 180 lbs.	\$1,190
285-60PL	6' long, 2 supports, 135 lbs.	\$1,045
285-80PL	8' long, 2 supports, 162 lbs.	\$1,125

Add to unit price for center armrest **\$145**

• Cast aluminum end supports



Bench 285 shown w/Black Finish/Walnut Plastic



284



285



Shown in Black

BENCH 160

160-60 6' long, 2 supports, 266 lbs.

\$1,050

160-80 8' long, 2 supports, 314 lbs.

\$1,175

Add to unit price for center armrest

\$105



Cast center armrest



Shown in Argento

BENCH 164

164-60	6' long, 2 supports, 205 lbs.	\$880
164-80	8' long, 2 supports, 239 lbs.	\$945
Add to unit price for center armrest		\$120

BENCH 168

168-60	6' long, 2 supports, 239 lbs.	\$1,120
168-80	8' long, 2 supports, 284 lbs.	\$1,290
Add to unit price for center armrest		\$105
• 3/8" round steel rod seat		



Shown in Argento



Shown in Black

BENCH 169

169-60 6' long, 2 supports, 194 lbs. **\$890**

169-80 8' long, 2 supports, 222 lbs. **\$975**

Add to unit price for center armrest **\$105**

- Perforated steel seating surface

RECEPTACLE 170

170-32 32-gallon All-Steel Receptacle, 126 lbs. **\$985**

 **170-40-RC** 40-gallon Split Stream Recycle Receptacle, 140 lbs. **\$1,085**

Additional Cover Options



RC **BT** **DM**
+\$75 **+\$120** **+\$125**

- Perforated steel
- Hinged cover



Hinged lid



Shown in Black

BENCH 165

DOUGLAS FIR SLATS

165-60D 6' long, 2 supports, 222 lbs. **\$1,075**

165-80D 8' long, 2 supports, 251 lbs. **\$1,215**

IPE SLATS

165-60I 6' long, 2 supports, 264 lbs. **\$1,495**

165-80I 8' long, 2 supports, 308 lbs. **\$1,770**

RECYCLED PLASTIC SLATS

165-60PL 6' long, 2 supports, 230 lbs. **\$1,175**

165-80PL 8' long, 2 supports, 263 lbs. **\$1,405**

Add to unit price for center armrest **\$105**



Shown w/Bronze finish/Ipe

BENCH 166

DOUGLAS FIR SLATS

166-60D 6' long, 2 supports, 182 lbs. **\$845**

166-80D 8' long, 2 supports, 204 lbs. **\$905**

IPE SLATS

166-60I 6' long, 2 supports, 206 lbs. **\$1,015**

166-80I 8' long, 2 supports, 236 lbs. **\$1,130**

RECYCLED PLASTIC SLATS

166-60PL 6' long, 2 supports, 187 lbs. **\$900**

166-80PL 8' long, 2 supports, 210 lbs. **\$980**

Add to unit price for center armrest **\$145**



Shown w/Black finish/Ipe



Shown in Hunter Green

BENCH 190

190-60	6' long, 2 supports, 277 lbs.	\$1,055
190-80	8' long, 2 supports, 325 lbs.	\$1,180
Add to unit price for center armrest		\$125
• Timeless ductile iron end support		



COORDINATING
PLANTER ON PAGE 91



Shown in Hunter Green

BENCH 191

191-60 6' long, 2 supports, 205 lbs.

\$860

191-80 8' long, 2 supports, 239 lbs.

\$925

Add to unit price for center armrest

\$135



429-32-S03 Shown in Hunter Green

RECEPTACLE 429

429-32-FTO 32-gallon, Steel Top Deposit Receptacle, 191 lbs. **\$895**

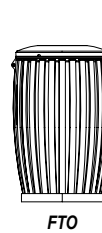
429-32-S01 32-gallon Side Deposit Receptacle, 1 opening, 204 lbs. **\$1,120**

429-32-S02 32-gallon Side Deposit Receptacle, 2 openings, 203 lbs. **\$1,120**

429-32-S03 32-gallon Side Deposit Receptacle, 3 openings, 201 lbs. **\$1,120**

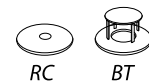


S0



FTO

Additional Cover Options



RC

BT

+\$75 **+\$120**

- Hinged cover
- Top deposit or side deposit covers



429-32-FTO



Hinged cover

BENCH 192

192-60 6' long, 2 supports,
250 lbs. **\$1,125**

192-80 8' long, 2 supports,
295 lbs. **\$1,295**

Add to unit price for
center armrest **\$125**

• 3/8" round rod seat



Shown in Hunter Green



COORDINATING
PLANTER ON PAGE 91



Shown in Hunter Green

BENCH 193

193-60 6' long, 2 supports,
186 lbs. **\$885**

193-80 8' long, 2 supports,
217 lbs. **\$1,015**

Add to unit price for
center armrest **\$145**
• 3/8" round rod seat



428-32-S03 Shown in Hunter Green

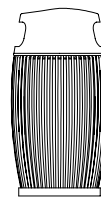
RECEPTACLE 428

428-32-FTO 32-gallon Steel Top Deposit Receptacle, 192 lbs. **\$1,025**


428-32-SO1 32-gallon Side Deposit Receptacle, 1 opening, 204 lbs. **\$1,250**

428-32-SO2 32-gallon Side Deposit Receptacle, 2 openings, 203 lbs. **\$1,250**

428-32-SO3 32-gallon Side Deposit Receptacle, 3 openings, 202 lbs. **\$1,250**



SO



FTO

Additional Cover Options



RC **BT**
+\$75 **+\$120**

- Hinged cover
- Top deposit or side deposit



428-32-FTO



Hinged cover



Shown in Bronze

BENCH 194

194-60 6' long, 2 supports, 218 lbs.

\$1,385

194-80 8' long, 2 supports, 259 lbs.

\$1,575

Add to unit price per end/center armrest

\$120

- Ductile cast iron supports
- Laser cut backrest and 1" square tube seating



Shown in Bronze

BENCH 195

195-60 6' long, 2 supports, 112 lbs.

\$740

195-80 8' long, 2 supports, 133 lbs.

\$805

Add to unit price per end/center armrest

\$120

- Ductile cast iron supports

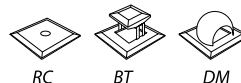


Shown in Bronze

RECEPTACLE 196

196-32 32-gallon All-Steel Receptacle, 259 lbs. **\$1,895**

Additional Cover Options



+\$75 **+\$120** **+\$125**

- Hinged cover
- Cast iron legs



BENCH 185

RECYCLED PLASTIC SLATS

185-60PL 6' long, 2 supports, 177 lbs. **\$1,110**

185-80PL 8' long, 3 supports, 253 lbs. **\$1,900**

DOUGLAS FIR SLATS

185-60D 6' long, 2 supports, 168 lbs. **\$1,000**

185-80D 8' long, 2 supports, 214 lbs. **\$1,070**

IPE SLATS

185-60I 6' long, 2 supports, 196 lbs. **\$1,315**

185-80I 8' long, 2 supports, 257 lbs. **\$1,500**

Add to unit price per end/center armrest **\$100**

• Ductile cast iron supports



Shown w/Deep Red finish/Walnut plastic

BENCH 186

RECYCLED PLASTIC SLATS

186-60PL 6' long, 2 supports, 107 lbs. **\$730**

186-80PL 8' long, 3 supports, 152 lbs. **\$1,195**

DOUGLAS FIR SLATS

186-60D 6' long, 2 supports, 102 lbs. **\$670**

186-80D 8' long, 2 supports, 120 lbs. **\$735**

IPE SLATS

186-60I 6' long, 2 supports, 126 lbs. **\$810**

186-80I 8' long, 2 supports, 152 lbs. **\$915**

Add to unit price per end/center armrest **\$100**

• Ductile cast iron supports



Shown w/Deep Red finish/Walnut plastic



Shown w/Deep Red finish/Walnut plastic

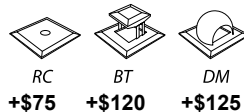
RECEPTACLE 187

187-32D-FTO Douglas Fir, 32-gallon Receptacle, 186 lbs. **\$1,470**

187-32I-FTO Ipe, 32-gallon Receptacle, 238 lbs. **\$1,780**

187-32PL-FTO Recycled Plastic, 32-gallon, Receptacle, 198 lbs. **\$1,600**

Additional Cover Options



RC

+\$75

BT

+\$120

DM

+\$125

• Hinged cover

• Cast iron legs





Shown in Textured Charcoal

BENCH 270

270-601 6' long, Ipe Slats, 2 supports, 178 lbs.

\$975

Add to unit price for center armrest

\$110



Shown in Textured Charcoal

BENCH 271

271-60I 6' long, Ipe Slats, 2 supports, 123 lbs. **\$700**

Add to unit price for center armrest **\$150**

RECEPTACLE 272

272-32-SO 32-gallon, All-Steel Receptacle,
Side Deposit, 109 lbs. **\$760**


272-32-FTO 32-gallon, All-Steel Receptacle,
Top Deposit, 98 lbs. **\$700**

Additional FTO Cover Option




RC

+\$75



272-32-FTO



272-32-SO




Shown in Textured Charcoal

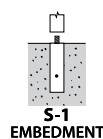


Shown w/Textured Silver finish/lpe

BENCH 500

500-60D	6' long, Douglas Fir, 2 supports, 128 lbs.	\$1,105
500-60I	6' long, lpe, 2 supports, 148 lbs.	\$1,200
500-60PL	6' long, Recycled Plastic, 2 supports, 153 lbs.	\$1,210
500-60TX	6' long, Wood Grain Recycled Plastic, 2 supports, 153 lbs. 	\$1,225
500-60HS	6' long, Steel, 2 supports, 181 lbs.	\$1,230
Add to unit price for center armrest		\$125


Support Options: S-1, S-2, and S-5




SUPPORT OPTIONS

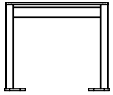
BENCH 501

WITH ARMS



501-60D	6' long, Douglas Fir, 2 supports, 102 lbs.	\$735
501-60I	6' long, Ipe, 2 supports, 116 lbs.	\$800
501-60PL	6' long, Rec. Plastic, 2 supports, 126 lbs.	\$825
501-60TX	6' long, Wood Grain Plastic, 2 supports, 126 lbs. 	\$840
501-60HS	6' long, Steel, 2 supports, 129 lbs.	\$785

WITHOUT ARMS



501-60DNA	6' long, Douglas Fir, 2 supports, 93 lbs.	\$705
501-60INA	6' long, Ipe, 2 supports, 107 lbs.	\$770
501-60PLNA	6' long, Rec. Plastic, 2 supports, 117 lbs.	\$795
501-60TXNA	6' long, Wood Grain Plastic, 2 supports, 117 lbs. 	\$810
501-60HSNA	6' long, Steel, 2 supports, 120 lbs.	\$765

Add to unit price for center armrest **\$135**

Support Options: S-1, S-2, and S-5



501-60HSNA Steel seat




501-60PL with Recycled Plastic slats




501-60I w/Textured Silver finish/Ipe

RECEPTACLE 502


TOP DEPOSIT



502-32D-FTO	32-gallon, Douglas Fir, 136 lbs.	\$1,460
502-32I-FTO	32-gallon, Ipe, 162 lbs.	\$1,565
502-32PL-FTO	32-gallon, Rec. Plastic, 143 lbs.	\$1,510
502-32TX-FTO	32-gallon, Wood Grain Plastic, 143 lbs. 	\$1,525
502-32HS-FTO	32-gallon, Steel, 184 lbs.	\$1,505

SIDE DEPOSIT



502-32D-BT	32-gallon, Douglas Fir, 180 lbs.	\$1,580
502-32I-BT	32-gallon, Ipe, 206 lbs.	\$1,685
502-32PL-BT	32-gallon, Rec. Plastic, 187 lbs.	\$1,625
502-32TX-BT	32-gallon, Wood Grain Plastic, 187 lbs. 	\$1,640
502-32HS-BT	32-gallon, Steel, 228 lbs.	\$1,615

Support Options: S-1, S-2, and S-5

• Side door emptying



502-32HS-BT All Steel



w/Recycled Plastic slats



502-32I-FTO with door open



502-32I-BT w/Textured Silver finish/Ipe



Shown in Argento

BENCH 275

275-60I	6' long, lpe, 2 supports, 272 lbs.	\$1,840
275-80I	8' long, lpe, 2 supports, 321 lbs.	\$2,090
Add to unit price per end/center armrest		\$130



275-60I with optional armrests

BENCH 276

276-60I	6' long, lpe, 2 supports, 349 lbs.	\$2,495
276-80I	8' long, lpe, 2 supports, 415 lbs.	\$2,840
Add to unit price per end/center armrest		\$130



Shown in Argento

CURVED BENCH 277


277-30I	6' long, 30" radius, lpe, 2 supports, 265 lbs.	\$2,085
277-72I	6' long, 72" radius, lpe, 2 supports, 262 lbs.	\$2,070
277-120I	6' long, 120" radius, lpe, 2 supports, 270 lbs.	\$2,180
Add to unit price per end/center armrest		\$130

• Backless bench with 3 curved radius options



Shown in Argento


CURVED BENCH 278/279



*Concave curve

278-30I	6' long, 30" radius, lpe, 2 supports, 335 lbs.	\$2,890
278-72I	6' long, 72" radius, lpe, 2 supports, 328 lbs.	\$2,880
278-120I	6' long, 120" radius, lpe, 2 supports, 337 lbs.	\$2,935
Add per end/center armrest		\$130

• Concave bench with 3 curved radius options



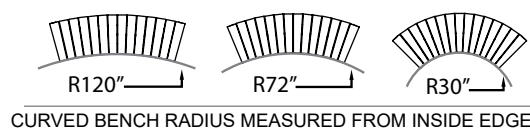
*Convex curve

279-30I	6' long, 30" radius, lpe, 2 supports, 315 lbs.	\$2,760
279-72I	6' long, 72" radius, lpe, 2 supports, 319 lbs.	\$2,700
279-120I	6' long, 120" radius, lpe, 2 supports, 333 lbs.	\$2,850
Add per end/center armrest		\$130

• Convex bench with 3 curved radius options



Shown in Argento





472-60I-2AR Shown w/Argento finish/Ipe, S-2 supports



472-60HS-Steel Bench- S-2 supports

BENCH 472

DOUGLAS FIR SLATS

472-60D	6' long, 222 lbs.	\$1,385
472-60D-2AR	6' long, 2 armrests, 234 lbs.	\$1,535

IPE SLATS

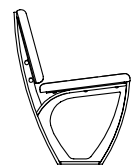
472-60I	6' long, 271 lbs.	\$1,650
472-60I-2AR	6' long, 2 armrests, 283 lbs.	\$1,800

STEEL SLATS

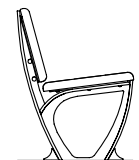
472-60HS	6' long, 282 lbs.	\$1,450
472-60HS-2AR	6' long, 2 armrests, 294 lbs.	\$1,600

Add to unit price for center armrest **\$75**

Support Options: S-2, and S-5



S-2 Surface Mount



S-5 Free Standing



473-60I-2AR Shown w/Argento finish/lpe S-2 supports



473-60HS-Steel Bench- S-2 supports

BENCH 473

DOUGLAS FIR SLATS

473-60D 6' long, 165 lbs. **\$1,030**

473-60D-2AR 6' long, 2 armrests, 185 lbs. **\$1,290**

IPE SLATS

473-60I 6' long, 195 lbs. **\$1,200**

473-60I-2AR 6' long, 2 armrests, 216 lbs. **\$1,460**

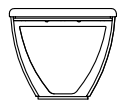
STEEL SLATS

473-60HS 6' long, 196 lbs. **\$1,120**

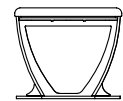
473-60HS-2AR 6' long, 2 armrests, 216 lbs. **\$1,380**

Add to unit price for center armrest **\$130**

Support Options: S-2, and S-5



S-2 Surface Mount



S-5 Free Standing

RECEPTACLE 474

DOUGLAS FIR SLATS

474-32D-FTO 32-gallon Receptacle, flat top, 163 lbs. **\$935**

474-32D-BT 32-gallon Receptacle, bonnet top, 194 lbs. **\$1,075**

IPE SLATS

474-32I-FTO 32-gallon Receptacle, flat top, 223 lbs. **\$1,220**

474-32I-BT 32-gallon Receptacle, bonnet top, 247 lbs. **\$1,355**

STEEL RECEPTACLE

474-32VS-FTO 32-gallon Receptacle, flat top, 224 lbs. **\$1,345**

474-32VS-BT 32-gallon Receptacle, bonnet top, 247 lbs. **\$1,480**

Additional Cover Option


RC
+\$75


Bonnet top cover (BT)



474-32VS-FTO



474-32VS-BT



474-32I-FTO w/Argento finish/lpe



Shown w/Argento finish/Ipe



470-60HS-2AR Steel Bench

BENCH 470

DOUGLAS FIR SLATS

470-60D	6' long, 217 lbs.	\$1,385
470-60D-2AR	6' long, 2 armrests, 229 lbs.	\$1,535

IPE SLATS

470-60I	6' long, 266 lbs.	\$1,650
470-60I-2AR	6' long, 2 armrests, 278 lbs.	\$1,800

STEEL SLATS

470-60HS	6' long, 282 lbs.	\$1,450
470-60HS-2AR	6' long, 2 armrests, 294 lbs.	\$1,600

Add to unit price for center armrest **\$75**

Support Option: S-2



Shown w/Argento finish/Ipe



471-60HS Steel Bench

BENCH 471

DOUGLAS FIR SLATS

471-60D 6' long, 162 lbs. **\$1,030**

471-60D-2AR 6' long, 2 armrests, 182 lbs. **\$1,290**

IPE SLATS

471-60I 6' long, 192 lbs. **\$1,200**

471-60I-2AR 6' long, 2 armrests, 212 lbs. **\$1,460**

STEEL SLATS

471-60HS 6' long, 196 lbs. **\$1,120**

471-60HS-2AR 6' long, 2 armrests, 216 lbs. **\$1,380**

Add to unit price per center armrest **\$130**

Support Option: S-2



Shown w/Argento finish/Ipe

TABLE SET 475

DOUGLAS FIR SLATS

475-60D 6' Table, 2 benches, 586 lbs. **\$3,560**

475-60-1D ADA Accessible, 6' Table, (2) 6' benches, 586 lbs. **\$3,560**

IPE SLATS

475-60I 6' Table, 2 benches, 689 lbs. **\$4,110**

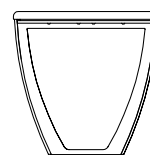
475-60-1I ADA Accessible, 6' Table, (2) 6' benches, 689 lbs. **\$4,110**

STEEL SLATS

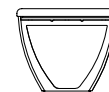
475-60HS 6' Table, 2 benches, 689 lbs. **\$3,905**

475-60-1HS ADA Accessible, 6' Table, (2) 6' benches, 689 lbs. **\$3,905**

Support Options: S-2 and S-5



S-2 Surface Mount



S-5 Free Standing



Shown in Black

BENCH 59

59-60 6' long, 2 supports, 198 lbs.

\$775

59-80 8' long, 2 supports, 235 lbs.

\$840

Add to unit price for center armrest

\$135

Support Options: S-1, S-2, S-3, and S-4

• Perforated steel seat frame



Shown in Green

RECEPTACLE 89

89-32 32-gallon All-Steel Receptacle, 129 lbs.

\$740

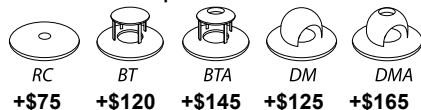
89-40-RC 40-gallon Split Stream Recycle

Receptacle, 140 lbs.

\$810

* Shown w/optional dome top

Additional Cover Options



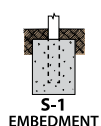
+\$75

+\$120

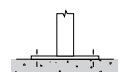
+\$145

+\$125

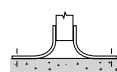
+\$165



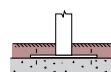
S-1
EMBEDMENT



S-2
SURFACE MOUNT



S-3
GULL WING



S-4
SUB FLOOR

SUPPORT OPTIONS



Shown in Deep Red

BENCH 104

104-60 6' long, 2 supports, 165 lbs.

\$645

104-80 8' long, 2 supports, 181 lbs.

\$700

Add to unit price for center armrest

\$170


Support Options: S-1, S-2, S-3, and S-4

• Perforated steel seat frame




Shown in Green with vertical strap

BENCH 460

460-60VS	6' long, 2 supports, Vertical Strap, 170 lbs.	\$1,135	460-60D	6' long, 2 supports, Douglas Fir, 171 lbs.	\$1,065
460-60HS	6' long, 2 supports, Horizontal Strap, 214 lbs.	\$1,240	460-60PL	6' long, 2 supports, Recycled Plastic, 179 lbs.	\$1,180
460-60RB	6' long, 2 supports, Round Bar, 195 lbs.	\$1,330	460-60TX	6' long, 2 supports, Wood Grain Plastic, 179 lbs. 	\$1,200
460-60I	6' long, 2 supports, Ipe, 195 lbs.	\$1,205	Add to unit price for center armrest		\$115

BENCH 461

461-60VS	6' long, 2 supports, Vertical Strap, 110 lbs.	\$715
461-60HS	6' long, 2 supports, Horizontal Strap, 132 lbs.	\$880
461-60RB	6' long, 2 supports, Round Bar, 122 lbs.	\$830
461-60I	6' long, 2 supports, Ipe, 122 lbs.	\$770
461-60D	6' long, 2 supports, Douglas Fir, 110 lbs.	\$700
461-60PL	6' long, 2 supports, Recycled Plastic, 114 lbs.	\$770
461-60TX	6' long, 2 supports, Wood Grain Plastic, 114 lbs. 	\$775
Add to unit price for center armrest		\$125



Shown in Green with vertical strap

SEATING SURFACE OPTIONS



Vertical Strap



Horizontal Strap



Round Bar



Wood



Traditional and Wood Grain
Recycled Plastic




Shown in Green with vertical strap

TABLE 464

PICNIC TABLE

464-60VS	6' Picnic Table, Vertical Strap, 370 lbs.	\$2,025
464-60HS	6' Picnic Table, Horizontal Strap, 410 lbs.	\$2,135
464-60RB	6' Picnic Table, Round Bar, 449 lbs.	\$2,280
464-60I	6' Picnic Table, Ipe, 420 lbs.	\$2,300
464-60D	6' Picnic Table, Douglas Fir, 363 lbs.	\$1,985
464-60PL	6' Picnic Table, Recycled Plastic, 382 lbs.	\$2,240
464-60TX	6' Picnic Table, Wood Grain Plastic, 382 lbs. 	\$2,270

ADA ACCESSIBLE TABLE

464-68VS	ADA Accessible Table, Vertical Strap, 404 lbs.	\$2,290
464-68HS	ADA Accessible Table, Horizontal Strap, 491 lbs.	\$2,370
464-68RB	ADA Accessible Table, Round Bar, 447 lbs.	\$2,410
464-68I	ADA Accessible Table, Ipe, 462 lbs.	\$2,575
464-68D	ADA Accessible Table, Douglas Fir, 394 lbs.	\$2,200
464-68PL	ADA Accessible Table, Recycled Plastic, 411 lbs.	\$2,430
464-68TX	ADA Accessible Table, Wood Grain Plastic, 411 lbs. 	\$2,465



Shown in Green

BIKE RACK 466

466-60	Steel Bike Rack, 6 bikes, 156 lbs.	\$950
---------------	------------------------------------	--------------




Shown in Green with vertical strap




Shown in Green with vertical strap

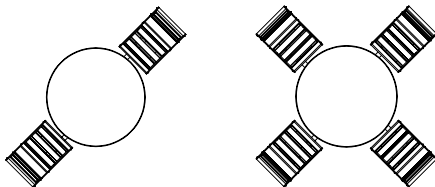
TABLE 463

TWO SEATS


463-20VS	42" dia. Table, 2 seats, Vertical Strap, 291 lbs.	\$2,010
463-20HS	42" dia. Table, 2 seats, Horizontal Strap, 315 lbs.	\$2,195
463-20RB	42" dia. Table, 2 seats, Round Bar, 307 lbs.	\$2,240
463-20I	42" dia. Table, 2 seats, Ipe, 311 lbs.	\$2,400
463-20D	42" dia. Table, 2 seats, Douglas Fir, 301 lbs.	\$2,330
463-20PL	42" dia. Table, 2 seats, Recycled Plastic, 302 lbs.	\$2,360
463-20TX	42" dia. Table, 2 seats, Wood Grain Plastic, 302 lbs. 	\$2,365

FOUR SEATS






463-40VS	42" dia. Table, 4 seats, Vertical Strap, 406 lbs.	\$2,920
463-40HS	42" dia. Table, 4 seats, Horizontal Strap, 454 lbs.	\$3,275
463-40RB	42" dia. Table, 4 seats, Round Bar, 442 lbs.	\$3,395
463-40I	42" dia. Table, 4 seats, Ipe, 444 lbs.	\$3,540
463-40D	42" dia. Table, 4 seats, Douglas Fir, 425 lbs.	\$3,410
463-40PL	42" dia. Table, 4 seats, Recycled Plastic, 427 lbs.	\$3,465
463-40TX	42" dia. Table, 4 seats, Wood Grain Plastic, 427 lbs. 	\$3,475



RECEPTACLE 465

465-32VS	32-gallon Steel Receptacle, Vertical Strap, 215 lbs.	\$1,475
465-32RB	32-gallon Steel Receptacle, Round Bar, 192 lbs.	\$1,615
465-32I	32-gallon Steel Receptacle, Ipe, 238 lbs.	\$1,970
465-32D	32-gallon Steel Receptacle, Douglas Fir, 201 lbs.	\$1,730
465-32PL	32-gallon Steel Receptacle, Recycled Plastic, 209 lbs.	\$1,825
465-32TX	32-gallon Steel Receptacle, Wood Grain Plastic, 209 lbs. 	\$1,850

Additional Cover Options

				
RC	BT	BTA	DM	DMA
+\$75	+\$120	+\$145	+\$125	+\$165

SEATING SURFACE OPTIONS



Vertical Strap



Horizontal Strap



Round Bar



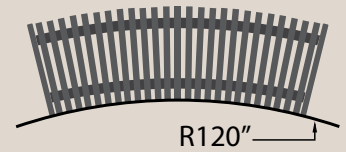
Wood



Traditional and Wood Grain Recycled Plastic

STANDARD CURVED BENCHES

DuMor offers many of its popular steel strap benches in curved versions. All standard DuMor curved benches are 120" radius on the concave edge/inside edge of the bench.




R1119-120-6 6' long, 119 bench supports,
120" inside radius, 280 lbs. **\$1,740**



R120-120-6 6' long, 120 bench supports,
120" radius, 236 lbs. **\$1,485**




R1446-120-6 6' long, 446 bench supports,
120" inside radius, 231 lbs. **\$1,625**



R283-120-6 6' long, 283 bench supports,
120" radius, 168 lbs. **\$1,265**




R1140-120-6 6' long, 140 bench supports,
120" inside radius, 263 lbs. **\$1,600**



R144-120-6 6' long, 144 bench supports,
120" radius, 203 lbs. **\$1,365**




RI58-120-6 6' long, 58 bench supports,
120" inside radius, 281 lbs. **\$1,640**



R92-120-6 6' long, 92 bench supports,
120" radius, 214 lbs. **\$1,380**



RI93-120-6 6' long, 93 bench supports,
120" inside radius, 278 lbs. **\$1,630**




R95-120-6 6' long, 95 bench supports,
120" radius, 211 lbs. **\$1,320**



RI93P-120-6 6' long, post supports,
120" inside radius, 250 lbs. **\$1,665**


Support Options: S-1, and S-2



R95P-120-6 6' long, post supports,
120" radius, 174 lbs. **\$1,130**

Support Options: S-1, and S-2

CURVED WOOD BENCHES ON PAGE 43





PARK BENCHES

Wood and recycled plastic park
style benches



Shown w/Black finish/Cedar plastic



88-60I with Ipe

BENCH 88

RECYCLED PLASTIC SLATS

88-40PL	4' long, 2 supports, 170 lbs.	\$540
88-50PL	5' long, 2 supports, 192 lbs.	\$660
88-60PL	6' long, 3 supports, 257 lbs.	\$770
88-80PL	8' long, 3 supports, 299 lbs.	\$880

DOUGLAS FIR SLATS

88-60D	6' long, 2 supports, 181 lbs.	\$520
88-80D	8' long, 2 supports, 213 lbs.	\$610

IPE SLATS

88-60I	6' long, 2 supports, 252 lbs.	\$1,020
88-80I	8' long, 2 supports, 308 lbs.	\$1,245
Add to unit price per end/center armrest		\$75
Support Options: S-1, S-2, S-3, and S-4		

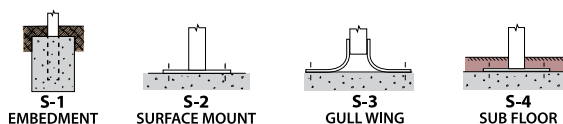


Shown w/Black finish/Walnut plastic

BENCH 103

RECYCLED PLASTIC SLATS

103-40PL	4' long, 2 supports, 116 lbs.	\$410
103-50PL	5' long, 2 supports, 129 lbs.	\$485
103-60PL	6' long, 3 supports, 175 lbs.	\$590
103-80PL	8' long, 3 supports, 200 lbs.	\$660
Add to unit price per end/center armrest		\$130
Support Options: S-1, S-2, S-3, and S-4		



SUPPORT OPTIONS



Bench 11 w/Bronze finish/Grey plastic

BENCH 11/56

RECYCLED PLASTIC SLATS

11-60PL	6' long, 3 supports, 223 lbs.	\$765
11-80PL	8' long, 3 supports, 265 lbs.	\$875
DOUGLAS FIR SLATS		
56-60D	6' long, 2 supports, 174 lbs.	\$530
56-80D	8' long, 2 supports, 210 lbs.	\$590

IPE SLATS

56-60I	6' long, 2 supports, 255 lbs.	\$980
56-80I	8' long, 2 supports, 318 lbs.	\$1,175
Add to unit price per end/center armrest		\$100
Support Options: S-1, S-2, and S-4		
• 4" x 4" nominal slats		
• 2.5" schedule 40 welded pipe supports		

BENCH 105

RECYCLED PLASTIC SLATS

105-60PL	6' long, 3 supports, 153 lbs.	\$480
105-80PL	8' long, 3 supports, 180 lbs.	\$545
DOUGLAS FIR SLATS		
105-60D	6' long, 2 supports, 118 lbs.	\$325
105-80D	8' long, 2 supports, 172 lbs.	\$360

IPE SLATS

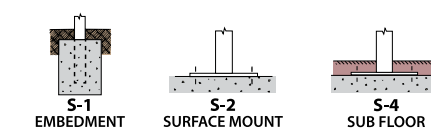
105-60I	6' long, 2 supports, 172 lbs.	\$620
105-80I	8' long, 2 supports, 215 lbs.	\$755
Add to unit price per end/center armrest		\$120

Support Options: S-1, S-2, and S-4

- 4" x 4" nominal slats
- 2.5" schedule 40 welded pipe supports



Shown w/Bronze finish/Grey plastic



SUPPORT OPTIONS



BENCH 98

DOUGLAS FIR SLATS

98-62D	6' long, 2 supports, 2" x 4" slats, 139 lbs.	\$680
98-63D	6' long, 2 supports, 3" x 4" slats, 175 lbs.	\$775
98-82D	8' long, 3 supports, 2" x 4" slats, 200 lbs.	\$975
98-83D	8' long, 3 supports, 3" x 4" slats, 248 lbs.	\$1,075

IPE SLATS

98-62I	6' long, 2 supports, 2" x 4" slats, 180 lbs.	\$890
98-63I	6' long, 2 supports, 3" x 4" slats, 243 lbs.	\$1,190
98-82I	8' long, 3 supports, 2" x 4" slats, 254 lbs.	\$1,235
98-83I	8' long, 3 supports, 3" x 4" slats, 338 lbs.	\$1,660

RECYCLED PLASTIC SLATS

98-63PL	6' long, 3 supports, 3" x 4" slats, 229 lbs.	\$1,095
98-83PL	8' long, 3 supports, 3" x 4" slats, 267 lbs.	\$1,190



BENCH 35/131

RECYCLED PLASTIC SLATS

131-60PL	6' long, 3 supports, 309 lbs.	\$910
131-80PL	8' long, 3 supports, 352 lbs.	\$1,100

DOUGLAS FIR SLATS

35-60D	6' long, 2 supports, 234 lbs.	\$750
35-80D	8' long, 2 supports, 267 lbs.	\$820

IPE SLATS

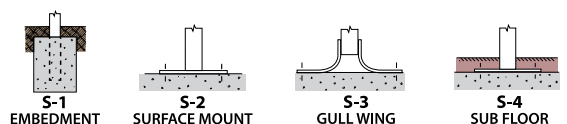
35-60I	6' long, 2 supports, 308 lbs.	\$1,315
35-80I	8' long, 2 supports, 366 lbs.	\$1,550

Add to unit price for center armrest

\$130

Support Options: S-1, S-2, S-3, and S-4

• 3" x 1/2" welded steel end frames



SUPPORT OPTIONS

BENCH 34

DOUGLAS FIR SLATS

34-60D 6' long, 2 supports, 138 lbs. **\$505**

34-80D 8' long, 2 supports, 158 lbs. **\$540**

IPE SLATS

34-60I 6' long, 2 supports, 183 lbs. **\$750**

34-80I 8' long, 2 supports, 219 lbs. **\$875**

Add to unit price per end/center armrest **\$95**

Support Options: S-1, S-2, S-3, and S-4

• 2" x 3" nominal slats



Shown w/Black finish/Ipe

BENCH 163

RECYCLED PLASTIC SLATS

163-60PL 6' long, 2 supports, 158 lbs. **\$1,005**

163-80PL 8' long, 3 supports, 220 lbs. **\$1,045**

Support Options: S-1, S-2, S-3, and S-4

• Factory assembled



Shown w/Black finish/Cedar plastic

BENCH 37

DOUGLAS FIR SLATS

37-60D 6' long, 2 supports, 165 lbs. **\$805**

37-80D 8' long, 2 supports, 193 lbs. **\$900**

IPE SLATS

37-60I 6' long, 2 supports, 230 lbs. **\$1,200**

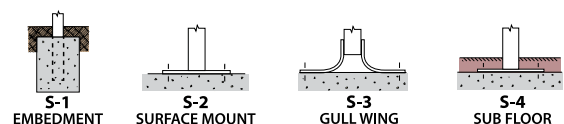
37-80I 8' long, 2 supports, 280 lbs. **\$1,420**

Support Options: S-1, S-2, S-3, and S-4

• Factory assembled



Shown w/Bronze finish/Douglas Fir



SUPPORT OPTIONS



Shown w/Black finish/Douglas Fir

BENCH 51

DOUGLAS FIR SLATS

51-60D 6' long, 2 supports,
245 lbs. **\$1,010**

51-80D 8' long, 2 supports,
293 lbs. **\$1,115**

IPE SLATS

51-60I 6' long, 2 supports,
357 lbs. **\$1,710**

51-80I 8' long, 2 supports,
441 lbs. **\$2,005**

Add to unit price per end/
center armrest **\$125**

Support Options: S-1, S-2, S-3, and S-4

- 2" x 4" and 4" x 4" nominal slats
- Factory assembled seat



Shown w/Black finish/Ipe

BENCH 39

DOUGLAS FIR SLATS

39-60D 6' long, 2 supports,
170 lbs. **\$605**

39-80D 8' long, 2 supports,
199 lbs. **\$655**

IPE SLATS

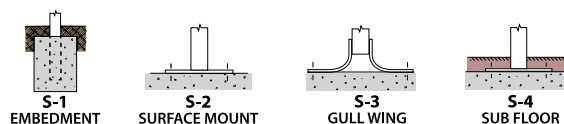
39-60I 6' long, 2 supports,
234 lbs. **\$985**

39-80I 8' long, 2 supports,
284 lbs. **\$1,160**

Add to unit price per end/
center armrest **\$100**

Support Options: S-1, S-2, S-3, and S-4

- 2" x 3" and 3" x 4" nominal slats



SUPPORT OPTIONS



Shown w/Black finish/Cedar plastic

BENCH 138

RECYCLED PLASTIC SLATS

138-60PL 6' long, 3 supports, 126 lbs.

\$450

138-80PL 8' long, 3 supports, 144 lbs.

\$495

Add to unit price per end/center armrest

\$95

Support Options: S-1, S-2, and S-4

• 2" x 4" nominal recycled plastic slats



Shown w/Black finish/Douglas Fir

BENCH 79

DOUGLAS FIR SLATS

79-60D 6' long, 2 supports, 85 lbs.

\$355

79-80D 8' long, 3 supports, 120 lbs.

\$445

IPE SLATS

79-60I 6' long, 2 supports, 120 lbs.

\$535

79-80I 8' long, 3 supports, 167 lbs.

\$665

Add to unit price per end/center armrest

\$90

Support Options: S-1, S-2, and S-4

• 2" x 4" nominal slats



Shown w/Bronze finish/Grey plastic

BENCH 139

RECYCLED PLASTIC SLATS

139-60PL 6' long, 3 supports, 89 lbs.

\$345

139-80PL 8' long, 3 supports, 101 lbs.

\$380

Add to unit price per end/center armrest

\$115

Support Options: S-1, S-2, and S-4

• 2" x 4" nominal recycled plastic slats



SUPPORT OPTIONS



LITTER & RECYCLING RECEPTACLES

RECEPTACLE COVER OPTIONS

Standard Cover



STANDARD LID

Add-On Cover Options



RC- RECYCLED LID*



BT-BONNET



BTA-BONNET TOP
W/ASH URN



DM-DOME TOP



DMA-DOME TOP
W/ASH URN

SPLIT STREAM RECYCLING

40-RC Split Liners and Recycle Lid

The "40-RC" denotation on the end of certain product numbers indicates the receptacle has two 20 gal. semicircle liners and a split material lid (as shown right).

- The following receptacles can be purchased new with this option: 41/43, 84, 89, 102, 107, 148, 157, 158, 170, 200/300, and 432.
- A split stream recycling retrofit kit can also be purchased for most existing DuMor units, see page 73.
- Recycling specific receptacles found on pp. 69-70.

**Vinyl lettering shown on recycling covers above is not available on any textured powder coat finishes.*



RECEPTACLE 84

84-22 22-gal. All-Steel Receptacle, 139 lbs. **\$730**

84-32 32-gal. All-Steel Receptacle, 186 lbs. **\$845**

84-40-RC 40-gal. Split Stream Recycle Receptacle, 195 lbs. **\$915**

Additional Cover Options



RC

+\$75



BT

+\$120



BTA

+\$145



DM

+\$125



DMA

+\$165



Shown in Green and Bronze

RECEPTACLE 107

107-22 22-gallon All-Steel Receptacle, 179 lbs. **\$895**

107-32 32-gallon All-Steel Receptacle, 257 lbs. **\$1,035**

107-40-RC 40-gallon Split Stream Recycle Receptacle, 268 lbs. **\$1,125**

Additional Cover Options



RC

+\$75



BT

+\$120



BTA

+\$145



DM

+\$125



DMA

+\$165

• Alternating strap widths



Shown in Black





Shown in Black








Shown in Bronze

RECEPTACLE 157

157-22	22-gal. All-Steel Receptacle, 204 lbs.	\$1,220
157-22SH	22-gal. All-Steel Receptacle w/steel shield, 226 lbs.	\$1,360
157-32	32-gal. All-Steel Receptacle, 249 lbs.	\$1,390
157-32SH	32-gal. All-Steel Receptacle w/steel shield, 277 lbs.	\$1,535
 157-40-RC	40-gal., Split Stream Recycle Receptacle, 259 lbs.	\$1,475
 157-40SHRC	40-gal. Split Stream Recycle Receptacle w/steel shield, 287 lbs.	\$1,625

Additional Cover Options

				
RC	BT	BTA	DM	DMA
+\$75	+\$120	+\$145	+\$125	+\$165

- Side door emptying
- Optional liner-concealing shield



25BT-Large Bonnet
ADDITIONAL \$55








Door liner removal

RECEPTACLE 438

438-32	32-gallon All-Steel Receptacle, 239 lbs.	\$1,270
438-32SH	32-gallon All-Steel Receptacle w/steel shield, 270 lbs.	\$1,430

Additional Cover Options

				
RC	BT	BTA	DM	DMA
+\$75	+\$120	+\$145	+\$125	+\$165

- Small footprint
- Side door emptying
- Optional liner-concealing shield

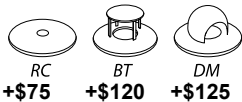


Door liner removal

RECEPTACLE 87

87-22 22-gallon All-Steel Receptacle, 155 lbs. **\$810**

Additional Cover Options



• Hinged cover




RECEPTACLE 158


158-22 22-gallon All-Steel Receptacle, 186 lbs. **\$1,010**

158-22SH 22-gallon All-Steel Receptacle w/optional steel shield, 206 lbs. **\$1,130**

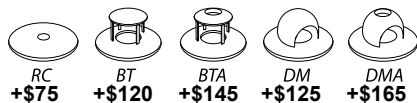
158-32 32-gallon All-Steel Receptacle, 238 lbs. **\$1,090**

158-32SH 32-gallon All-Steel Receptacle w/optional steel shield, 266 lbs. **\$1,230**

 **158-40-RC** 40-gallon Split Stream Recycle Receptacle, 249 lbs. **\$1,195**

 **158-40SHRC** 40-gallon Split Stream Recycle Receptacle w/optional steel shield, 277 lbs. **\$1,330**


Additional Cover Options








*Shown w/optional 18-gauge shield



RECEPTACLE 432

432-22	22-gallon All-Steel Receptacle, 103 lbs.	\$780
432-32	32-gallon All-Steel Receptacle, 127 lbs.	\$820
 432-40-RC	40-gallon Split Stream Recycle Receptacle, 148 lbs.	\$920
432-55	55-gallon All-Steel Receptacle, 147 lbs.	\$905

Additional Cover Options

				
RC	BT	BTA	DM	DMA
+\$75	+\$120	+\$145	+\$125	+\$165



Shown in Sudan, Heritage Brown and Carlsbad

RECEPTACLE 182

182-32	32-gallon Aluminum and Steel Receptacle, 84 lbs.	\$1,730
--------	--------------------------------------------------	---------

- Contemporary design
- Aluminum and steel body



Shown in Argento






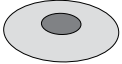
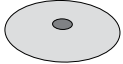
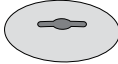
RECEPTACLE 286

286-32 32-gallon All-Steel Receptacle, 226 lbs. **\$1,200**

286-32SH 32-gallon All-Steel Receptacle
w/steel shield, 254 lbs. **\$1,350**

- Side door emptying
- Optional liner-concealing shield (shown)
- Recycle color coding and labeling available

COVER OPTIONS

FTO	RC1	RC2
		
10" diameter	4" dia.	4" x 12"
		
	Labeling on Band: BOTTLES & CANS	Labeling on Band: MIXED RECYCLING

*Labeling not available on any textured powder coat finishes.

*Labeling located on band beneath cover







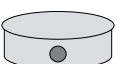

RECEPTACLE 287

287-32 32-gallon All-Steel Receptacle, 241 lbs. **\$1,365**

287-32SH 32-gallon All-Steel Receptacle
w/steel shield, 270 lbs. **\$1,505**

- Side door emptying
- Optional liner-concealing shield (shown)
- Recycle color coding and labeling available

COVER OPTIONS

SO	RC1	RC2
		
5" x 16"	4" dia.	4" x 12"
		
	Labeling on Band: BOTTLES & CANS	Labeling on Band: MIXED RECYCLING

*Labeling not available on any textured powder coat finishes.

*Labeling located on band beneath cover



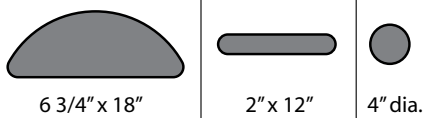
RECEPTACLE 436

436-40 Two 20-gal. liners, 232 lbs. **\$1,355**

436-40SH Two 20-gal. liners, w/shields, 267 lbs. **\$1,505**

- Recycling basket offering various color, and hole shape combinations with a side opening door

HOLE SHAPE OPTIONS



*Labeling not available on any textured powder coat finishes.



436-40SH in Charcoal w/Recycle Color Cover with shield

RECEPTACLE 434

434-64 Two Openings, two 32-gal. liners, 470 lbs. **\$2,675**

434-64SH Two Openings, Two 32-gal. liners w/shields, 528 lbs. **\$2,965**

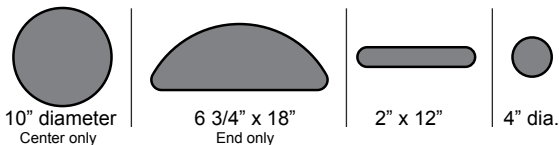
434-72 Three Openings, One 32-gal. & two 20-gal. liners, 474 lbs. **\$2,715**

434-72SH Three Openings, One 32-gal. & two 20-gal. liners w/shields, 532 lbs. **\$3,000**

434-80 Four Openings, Four 20-gal. liners, 479 lbs. **\$2,885**

434-80SH Four Openings, Four 20-gal. liners, w/shields, 536 lbs. **\$3,175**

HOLE SHAPE OPTIONS



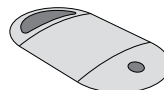
- Various color, liner and hole shape combinations with 2 liner access doors

*Labeling not available on any textured powder coat finishes.

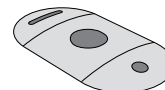


434-72SH in Charcoal w/Recycle Color Cover with shield

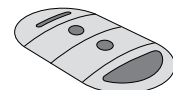
Lid Combinations for Recycling 2,3 or 4 Materials



434-64
2 Materials



434-72
3 Materials



434-80
4 Materials

Contact a DuMor representative to find out more about choosing your own custom hole shape, capacity, and colors

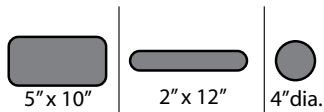


437-40SH in Charcoal w/Recycle Color Cover with shield

RECEPTACLE 437

437-40	Two 20-gal. liners, 275 lbs.	\$1,610
437-40SH	Two 20-gal. liners w/shields, 310 lbs.	\$1,755

HOLE SHAPE OPTIONS



- Recycling basket offering various color, and hole shape combinations with a side opening door
- *Labeling not available on any textured powder coat finishes.



Door liner removal

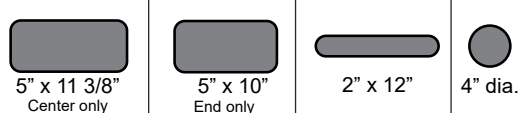


435-72SH in Charcoal w/Recycle Color Cover with shield

RECEPTACLE 435

435-64	Two Openings, Two 32-gal. liners, 532 lbs.	\$3,095
435-64SH	Two Openings, Two 32-gal. liners w/shields, 590 lbs.	\$3,385
435-72	Three Openings, One 32-gal. & two 20-gal. liners, 536 lbs.	\$3,165
435-72SH	Three Openings, One 32-gal. & two 20-gal. liners w/shields, 594 lbs.	\$3,455
435-80	Four Openings, Four 20-gal. liners, 541 lbs.	\$3,455
435-80SH	Four Openings, Four 20-gal. liners, w/shields, 598 lbs.	\$3,745

HOLE SHAPE OPTIONS

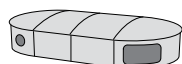


- Various color, liner and hole shape combinations with 2 liner access doors
- *Labeling not available on any textured powder coat finishes.



Door liner removal

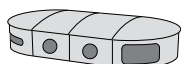
Lid Combinations for Recycling 2,3 or 4 Materials



435-64
2 Materials



435-72
3 Materials



435-80
4 Materials

Contact a DuMor representative to find out more about choosing your own custom hole shape, capacity, and colors

RECEPTACLE 70

70-22D	22-gallon, Douglas Fir, 109 lbs.	\$835
70-22I	22-gallon, Ipe, 155 lbs.	\$1,160
70-22PL	22-gallon, Recycled Plastic, 119 lbs.	\$970
• Polyethylene cover		



RECEPTACLE 41/43

DOUGLAS FIR SLATS

41-22D	22-gallon Receptacle, 80 lbs.	\$545
41-32D	32-gallon Receptacle, 105 lbs.	\$635
41-40D-RC	40-gallon Receptacle, Split Stream Recycle, 122 lbs.	\$800
43-22D	22-gallon free-standing Receptacle, 85 lbs.	\$620
43-32D	32-gallon free-standing Receptacle, 110 lbs.	\$710
43-40D-RC	40-gallon Split Stream Recycle, Free-Standing Recep. 127 lbs.	\$855

IPE SLATS


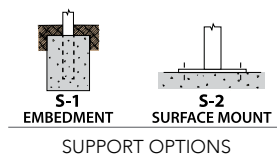
41-22I	22-gallon Receptacle, 108 lbs.	\$700
41-32I	32-gallon Receptacle, 144 lbs.	\$880
41-40I-RC	40-gallon Receptacle, Split Stream Recycle, 161 lbs.	\$1,045
43-22I	22-gallon free-standing Receptacle, 113 lbs.	\$775
43-32I	32-gallon free-standing Receptacle, 149 lbs.	\$950
43-40I-RC	40-gallon Split Stream Recycle, Free-Standing Recep. 166 lbs.	\$1,105

RECYCLED PLASTIC SLATS

41-22PL	22-gallon Receptacle, 86 lbs.	\$610
41-32PL	32-gallon Receptacle, 112 lbs.	\$740
41-40PL-RC	40-gallon Split Stream Recycle Receptacle, 129 lbs.	\$905
43-22PL	22-gallon Free-Standing Receptacle, 91 lbs.	\$685
43-32PL	32-gallon Free-Standing Receptacle, 117 lbs.	\$810
43-40PL-RC	40-gallon, Split Stream Recycle, Free-Standing Recep., 134 lbs.	\$960
46-00	Replacement Black Poly Cover, 4 lbs.	\$60

Support Options: S-1 and S-2

• Polyethylene cover





RECEPTACLE 44

44-22PL 22-gal. Recycled Plastic Receptacle, 136 lbs.

\$1,080

- Polyethylene cover
- Ash urn top

PERSONALIZED RECEPTACLE 200/300

The "200" and "300" series receptacles allow custom laser cut designs to be emblazoned onto the side of the receptacle. These receptacles are an excellent way to showcase the name of a city or town, corporate logo, school name/logo, or your own unique design. Receiving a custom design is easy, simply provide a drawing of your idea and we will be happy to create a one-of-a-kind receptacle drawing for your approval. Note, all custom designs are subject to our approval. The 200 series receptacle is top emptying and the 300 series receptacle is a side door emptying receptacle.



EXAMPLES



HIGH SCHOOL NAME & LOGO



CITY PARK & LOGO



CITY NAME & LOGO

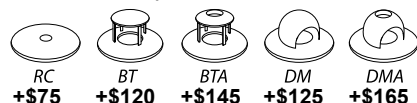
200 Series 32-gallon Personalized Receptacle with steel shield, 149 lbs.

\$1,250

300 Series 32-gallon Personalized Receptacle with steel shield, 149 lbs.

\$1,600

Additional Cover Options



Note: Available with 40 RC split liners and recycle lid. Contact your local DuMor representative for pricing



300 Series side opening door

Receptacles found in the Signatures Section



REPLACEMENT AND RETROFIT INFORMATION

OPTIONAL REPLACEMENT COVERS



RC- RECYCLED LID*

Replacement
22 gal-\$135
32 gal-\$140



BT-BONNET

Replacement
22 gal-\$200
32 gal-\$200



**BTA-BONNET TOP W/
ASH URN**

Replacement
22 gal-\$245
32 gal-\$245



DM-DOME TOP

Replacement
22 gal-\$235
32 gal-\$235



**DMA-DOME TOP W/
ASH URN**

Replacement
22 gal-\$285
32 gal-\$285

For receptacle Models 84, 89, 107, 124, 152, 157, 158, 183, 200, 300, 432, 438, and 465 the pricing shown above applies.

Please contact your local rep for replacement pricing for 17, 87, 102, 148, 170, 187, 196, 428, 429, and 502.

**Vinyl lettering not available on any textured powder coat finishes.*

RETROFIT SPLIT STREAM RECYCLING

40-RC SPLIT LINERS AND RECYCLE LID

The 40-RC Split Liners and Recycle Lid can convert most standard 32-gallon receptacles including 41/43, 84, 89, 102, 107, 148, 157, 158, 170, 200/300 and 432 into recycling receptacles. To retrofit an existing receptacle the cost for both liners and cover is \$350.

**Vinyl lettering not available on any textured powder coat finishes.*



* Vinyl Lettering



ACCESSORIES/REPLACEMENT PARTS

46-00	Molded polyethylene cover w/vinyl-coated cable and 10"-diameter opening; Black, 4 lbs.	\$60
46-20	Molded polyethylene cover w/vinyl-coated cable and 10"-diameter ash urn; Black, 4 lbs.	\$60
47-20	Steel domed cover w/self-closing door for 22-gallon receptacle; 7 lbs.	\$200
47-30	Steel domed cover w/self-closing door for 32-gallon receptacle; 12 lbs.	\$240
49-20H	20-gallon split plastic replacement liner, 7 lbs.	\$40
49-22	22-gallon plastic replacement liner, 5 lbs.	\$35
49-32	32-gallon plastic replacement liner, 7 lbs.	\$35
49-32SQ	32-gallon square plastic replacement liner, 8 lbs.	\$100
49-32T	32-gallon tall plastic replacement liner, 7 lbs.	\$55
49-55	55-gallon plastic replacement liner, 11 lbs.	\$110
49-TUB	Plastic planter tub, 7 lbs.	\$115



CHAIRS AND TABLES



483-20INA and 484-30 shown in White



483-20HSNA shown in Deep Red



483-20HS shown in Charcoal



SEAT 483

483-20INA	Chair, Ipe seat, 31 lbs.	\$500
483-20I	Chair, Ipe seat, w/armrests, 35 lbs.	\$565
483-20HSNA	Chair, Steel seat, 31 lbs.	\$420
483-20HS	Chair, Steel seat, w/armrests, 35 lbs.	\$490

- All-welded construction steel chair
- Stacking



483-20NA



483-20

TABLE 484

484-30	30" Table, Steel, 59 lbs.	\$575
484-36	36" Table, Steel, 74 lbs	\$625
484-30PL	30" Table, Recycled Plastic, 63 lbs	\$600
484-36PL	36" Table, Recycled Plastic, 68 lbs	\$610

- Optional contrasting colors



with recycled plastic table top





481-20I shown in Argento





481-20HS shown in Argento and White and 482-42 shown in Argento

SEAT 481

WITH ARMRESTS

481-20HS	Chair, Steel seat, w/ arms, 61 lbs.	\$610
481-40HS	4' Bench, Steel seat, w/ arms, 91 lbs.	\$765
481-20I	Chair, Ipe wood seat, w/ arms, 64 lbs.	\$625
481-40I	4' Bench, Ipe wood seat, w/ arms, 89 lbs.	\$805
481-20TX	Chair, Wood Grain Plastic, w/ arms, 64 lbs. 	\$610
481-40TX	4' Bench, Wood Grain Plastic, w/ arms, 89 lbs. 	\$770

WITHOUT ARMRESTS

481-20HSNA	Chair, Steel seat, w/o arms, 54 lbs.	\$565
481-40HSNA	4' Bench, Steel seat, w/o arms, 84 lbs.	\$720
481-20INA	Chair, Ipe wood seat, w/o arms, 57 lbs.	\$580
481-40INA	4' Bench, Ipe wood seat, w/o arms, 82 lbs.	\$630
481-20TXNA	Chair, Wood Grain Plastic, w/o arms, 57 lbs. 	\$565
481-40TXNA	4' Bench, Wood Grain Plastic, w/o arms, 82 lbs. 	\$725



481-20HSNA



481-20INA



481-40HS



481-40I



482-42 shown in Argento

TABLE 482

482-36	36" Table, Steel, 101 lbs.	\$795
482-42	42" Table, Steel, 114 lbs.	\$815

TABLE 126

126-20	Table, 2 chairs, 282 lbs.	\$1,925
126-30	Table, 3 chairs, 333 lbs.	\$2,435
126-40	Table, 4 chairs, 385 lbs.	\$2,955

- Perforated steel seating
- 42" table top



Shown in Deep Red





480-20I shown in Forest Green



480-20VS shown in Forest Green and Argento and 482-42 shown in Argento

SEAT 480

480-20VS	Chair, Steel seat, 59 lbs.	\$610
480-40VS	4' Bench, Steel seat, 94 lbs.	\$865
480-20I	Chair, Ipe wood seat, 69 lbs.	\$770
480-40I	4' Bench, Ipe wood seat, 113 lbs.	\$1,060
480-20TX	Chair, Wood grain plastic seat, 69 lbs. 	\$750
480-40TX	4' Bench, Wood grain plastic seat, 113 lbs. 	\$1,015



480-40I



480-40VS

Matching Table



p. 77



TABLE 296

IPE SEATS

296-36-20I	36" Table, 2 Seats, 1" x 3" Ipe, 200 lbs.	\$1,510
296-36-40I	36" Table, 4 Seats, 1" x 3" Ipe, 300 lbs.	\$2,460
296-42-20I	ADA Accessible 42" Table, 2 Seats, 213 lbs.	\$1,525
296-42-30I	ADA Accessible 42" Table, 3 Seats, 263 lbs.	\$2,010
296-42-40I	42" Table, 4 Seats, 1" x 3" Ipe, 313 lbs.	\$2,480

WOOD GRAIN RECYCLED PLASTIC SEATS

296-36-20TX	36" Table, 2 Seats, 1" x 3" WG Plastic, 200 lbs.	\$1,470
296-36-40TX	36" Table, 4 Seats, 1" x 3" WG Plastic, 300 lbs.	\$2,305
296-42-20TX	ADA Accessible 42" Table, 2 Seats, 213 lbs.	\$1,490

296-42-30TX	ADA Accessible 42" Table, 3 Seats, 263 lbs.	\$1,960
--------------------	---------------------------------------------	----------------

296-42-40TX	42" Table, 4 Seats, 1" x 3" WG Plastic, 313 lbs.	\$2,415
--------------------	--------------------------------------------------	----------------

STEEL SEATS

296-36-20HS	36" Table, 2 Seats, Steel, 200 lbs.	\$1,430
296-36-40HS	36" Table, 4 Seats, Steel, 301 lbs.	\$2,260
296-42-20HS	ADA Accessible 42" Table, 2 Seats, 213 lbs.	\$1,450
296-42-30HS	ADA Accessible 42" Table, 3 Seats, 264 lbs.	\$1,870
296-42-40HS	42" Table, 4 Seats, 314 lbs.	\$2,275

Support Options: S-1, S-2, and S-4

TABLE 297

IPE SEATS

297-36-20I	36" Table, 2 Seats, 1" x 3" Ipe, 170 lbs.	\$1,225
297-36-40I	36" Table, 4 Seats, 1" x 3" Ipe, 240 lbs.	\$1,800
297-42-20I	ADA Accessible 42" Table, 2 Seats, 182 lbs.	\$1,240
297-42-30I	ADA Accessible 42" Table, 3 Seats, 218 lbs.	\$1,540
297-42-40I	42" Table, 4 Seats, 1" x 3" Ipe, 253 lbs.	\$1,820

WOOD GRAIN RECYCLED PLASTIC SEATS

297-36-20TX	36" Table, 2 Seats, 1" x 3" WG Plastic, 170 lbs.	\$1,200
297-36-40TX	36" Table, 4 Seats, 1" x 3" WG Plastic, 240 lbs.	\$1,765
297-42-20TX	ADA Accessible 42" Table, 2 Seats, 182 lbs.	\$1,220
297-42-30TX	ADA Accessible 42" Table, 3 Seats, 218 lbs.	\$1,510
297-42-40TX	42" Table, 4 Seats, 1" x 3" WG Plastic, 253 lbs.	\$1,785

STEEL SEATS

297-36-20HS	36" Table, 2 Seats, Steel, 172 lbs.	\$1,130
297-36-40HS	36" Table, 4 Seats, Steel, 244 lbs.	\$1,675
297-42-20HS	ADA Accessible 42" Table, 2 Seats, 184 lbs.	\$1,150
297-42-30HS	ADA Accessible 42" Table, 3 Seats, 221 lbs.	\$1,420
297-42-40HS	42" Table, 4 Seats, Steel, 257 lbs.	\$1,680

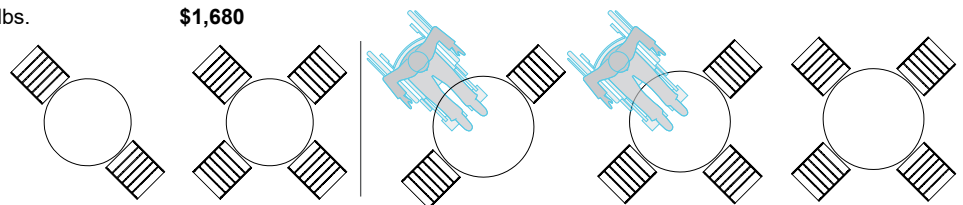
Support Options: S-1, S-2, and S-4



297I shown in Textured Charcoal/Ipe



SUPPORT OPTIONS





299-60HS shown in Black

TABLE 299

IPE SEATS

299-60I	6' long, Picnic Table, Ipe, 555 lbs.	\$3,350
299-60-1I	ADA Accessible Picnic Table, Ipe, 546 lbs.	\$3,600
299-66I	6' Picnic Table, 6 seats, Ipe, 682 lbs.	\$5,135

RECYCLED PLASTIC SEATS

299-60PL	6' long, Picnic Table, Recycled Plastic, 512 lbs.	\$3,185
299-60-1PL	ADA Accessible Picnic Table, Recycled Plastic, 503 lbs.	\$3,440
299-66PL	6' Picnic Table, 6 seats, Recycled Plastic, 626 lbs.	\$4,965

WOOD GRAIN RECYCLED PLASTIC SEATS

299-60TX	6' long, Picnic Table, Wood Grain Plastic, 512 lbs.	\$3,260
299-60-1TX	ADA Accessible Picnic Table, Wood Grain Plastic, 503 lbs.	\$3,470
299-66TX	6' Picnic Table, 6 seats, Wood Grain Plastic, 626 lbs.	\$4,995

STEEL SEATS

299-60HS	6' long, Picnic Table, Steel, 538 lbs.	\$3,185
299-60-1HS	ADA Accessible Picnic Table, Steel 530 lbs.	\$3,350
299-66HS	6' Picnic Table, 6 seats, 663 lbs.	\$4,510


Support Options: S-1, S-2, and S-5



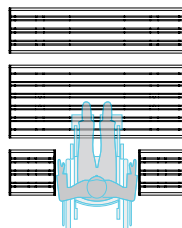
With Recycled Plastic



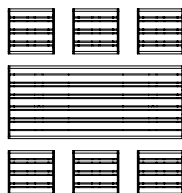
With Ipe Wood



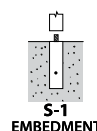
299-60



299-60-1



299-66

S-1
EMBEDMENTS-2
SURFACE MOUNTS-5
FREE STANDING

SUPPORT OPTIONS



298-60HS shown in Black

TABLE 298

IPE SEATS

298-60I	6' long, Picnic Table, Ipe, 489 lbs.	\$2,515
298-60-2I	ADA Accessible Picnic Table, Ipe, 489 lbs.	\$2,515

RECYCLED PLASTIC SEATS

298-60PL	6' long, Picnic Table, Recycled Plastic, 446 lbs.	\$2,345
298-60-2PL	ADA Accessible Picnic Table, Recycled Plastic, 446 lbs.	\$2,345

WOOD GRAIN RECYCLED PLASTIC SEATS

298-60TX	6' long, Picnic Table, Wood Grain Plastic, 446 lbs.	\$2,385
298-60-2TX	ADA Accessible Picnic Table, Wood Grain Plastic, 446 lbs.	\$2,385

STEEL SEATS

298-60HS	6' long, Picnic Table, Steel, 472 lbs.	\$2,335
298-60-2HS	ADA Accessible Picnic Table, Steel, 472 lbs.	\$2,335

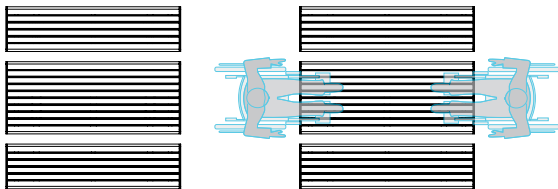
Support Options: S-1, S-2, and S-4



With Recycled Plastic



With Ipe wood



SUPPORT OPTIONS



Five seat 294I shown in Textured Charcoal/Ipe



ADA Accessible 294-30HS



Four seat 294HS shown in Textured Charcoal



Six seat 294HS shown in Textured Charcoal

TABLE 294

IPE SEATS

294-30I	ADA Accessible 42" Table, 3 Seats, 293 lbs.	\$2,215
294-40I	42" Table, 4 Seats, 1" x 3" Ipe, 329 lbs.	\$2,470
294-50I	42" Table, 5 Seats, 1" x 3" Ipe, 394 lbs.	\$3,035
294-60I	42" Table, 6 Seats, 1" x 3" Ipe, 460 lbs.	\$3,545

WOOD GRAIN RECYCLED PLASTIC SEATS

294-30TX	ADA Accessible 42" Table, 3 Seats, 293 lbs.	\$2,170
294-40TX	42" Table, 4 Seats, 1" x 3" WG Plastic, 329 lbs.	\$2,415

294-50TX	42" Table, 5 Seats, 1" x 3" WG Plastic, 394 lbs.	\$2,960
294-60TX	42" Table, 6 Seats, 1" x 3" WG Plastic, 460 lbs.	\$3,465

STEEL SEATS

294-30HS	ADA Accessible 42" Table, 3 Seats, 294 lbs.	\$2,055
294-40HS	42" Table, 4 Seats, Steel, 329 lbs.	\$2,220
294-50HS	42" Table, 5 Seats, Steel, 396 lbs.	\$2,740
294-60HS	42" Table, 6 Seats, Steel, 461 lbs.	\$3,220



Five seat 295I shown in Textured Charcoal/Ipe

TABLE 295

IPE SEATS

295-30I	ADA Accessible 42" Table, 3 Seats, 248 lbs.	\$1,770
295-40I	42" Table, 4 Seats, 1" x 3" Ipe, 269 lbs.	\$1,835
295-50I	42" Table, 5 Seats, 1" x 3" Ipe, 319 lbs.	\$2,180
295-60I	42" Table, 6 Seats, 1" x 3" Ipe, 369 lbs.	\$2,550

WOOD GRAIN RECYCLED PLASTIC SEATS


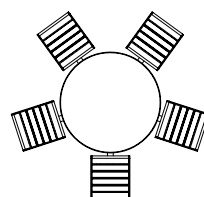

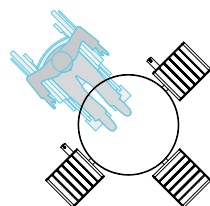
295-30TX	ADA Accessible 42" Table, 3 Seats, 248 lbs.	\$1,755
295-40TX	42" Table, 4 Seats, 1" x 3" WG Plastic, 269 lbs.	\$1,810
295-50TX	42" Table, 5 Seats, 1" x 3" WG Plastic, 319 lbs.	\$2,155
295-60TX	42" Table, 6 Seats, 1" x 3" WG Plastic, 369 lbs.	\$2,515

STEEL SEATS

295-30HS	ADA Accessible 42" Table, 3 Seats, 251 lbs.	\$1,605
295-40HS	42" Table, 4 Seats, Steel, 272 lbs.	\$1,625
295-50HS	42" Table, 5 Seats, Steel, 324 lbs.	\$1,975
295-60HS	42" Table, 6 Seats, Steel, 375 lbs.	\$2,320



295 Steel Seat





Shown in Black

TABLE 101

101-20	Table, 2 seats, 242 lbs.	\$1,350
101-30	ADA Accessible Table, 3 seats, 293 lbs.	\$1,570
101-40	Table, 4 seats, 345 lbs.	\$1,775



ADA Accessible

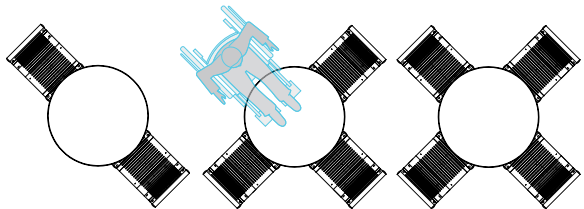


TABLE 78

DOUGLAS FIR SLATS

78-32D	2 seats, 3" x 4" slats, 239 lbs.	\$1,005
78-34D	4 seats, 3" x 4" slats, 374 lbs.	\$1,450

IPE SLATS


78-32I	2 seats, 3" x 4" slats, 295 lbs.	\$1,420
78-34I	4 seats, 3" x 4" slats, 462 lbs.	\$2,095

RECYCLED PLASTIC SLATS

78-32PL	2 seats, 3" x 4" slats, 251 lbs.	\$1,095
78-34PL	4 seats, 3" x 4" slats, 393 lbs.	\$1,595

Support Options: S-1, S-2*, and S-4*

* For options S-2 and S-4 add \$170 for two seats, and \$250 for four seats.



Game Board



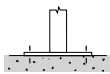
78D with Douglas Fir



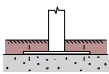
Shown w/Blue finish/Cedar plastic



S-1
EMBEDMENT



S-2
SURFACE MOUNT



S-4
SUB FLOOR

SUPPORT OPTIONS



Shown w/Black finish/Grey plastic

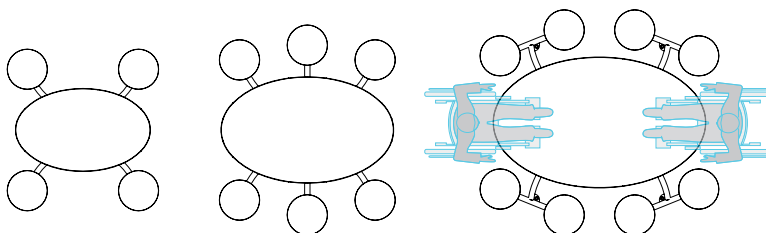
TABLE 198

198-40PL Table, 4 Seats, 183 lbs. **\$2,010**

198-60PL Table, 6 Seats, 272 lbs. **\$2,415**

198-80PL ADA Table, 8 Seats, 355 lbs. **\$2,785**

• Both ends of the 198-80PL meet ADA wheel chair accessible standards



Shown in Black

TABLE 448

448-32 Table, 35-1/2" Square, 2 Seats, 287 lbs. **\$1,645**

448-33 Table, 35-1/2" Square, 3 Seats, 337 lbs. **\$1,990**

448-34 Table, 35-1/2" Square, 4 Seats, 387 lbs. **\$2,325**

448-42 ADA, Table, 47-1/2" Square, 2 Seats, 414 lbs. **\$2,020**

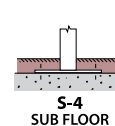
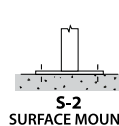
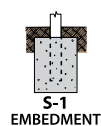
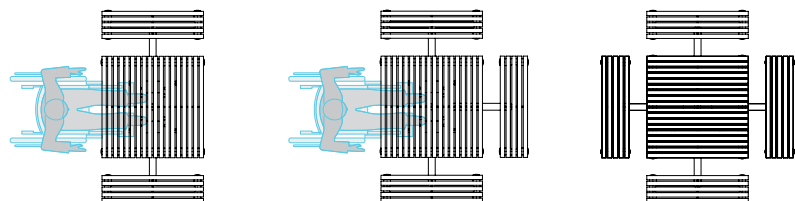
448-43 ADA, Table, 47-1/2" Square, 3 Seats, 476 lbs. **\$2,385**

448-44 Table, 47-1-2" Square, 4 Seats, 538 lbs. **\$2,745**

For optional game board **\$460**

Support Options: S-1, S-2*, and S-4*

* For options S-2 and S-4 add \$125 to any unit cost.



SUPPORT OPTIONS



Shown w/Hunter Green finish/Grey Plastic

TABLE 76

DOUGLAS FIR SLATS

76-22D	ADA, 2 seats, 2" x 4" slats, 295 lbs.	\$1,130
76-32D	ADA, 2 seats, 3" x 4" slats, 357 lbs.	\$1,265
76-42D	ADA, 2 seats, 4" x 4" slats, 420 lbs.	\$1,325
76-23D	ADA, 3 seats, 2" x 4" slats, 355 lbs.	\$1,335
76-33D	ADA, 3 seats, 3" x 4" slats, 426 lbs.	\$1,495
76-43D	ADA, 3 seats, 4" x 4" slats, 498 lbs.	\$1,565
76-24D	4 seats, 2" x 4" slats, 416 lbs.	\$1,545
76-34D	4 seats, 3" x 4" slats, 494 lbs.	\$1,720
76-44D	4 seats, 4" x 4" slats, 575 lbs.	\$1,800

IPE PEDESTAL SLATS

76-22I	ADA, 2 seats, 2" x 4" slats, 366 lbs.	\$1,480
76-32I	ADA, 2 seats, 3" x 4" slats, 475 lbs.	\$2,005
76-42I	ADA, 2 seats, 4" x 4" slats, 584 lbs.	\$2,245
76-23I	ADA, 3 seats, 2" x 4" slats, 436 lbs.	\$1,740
76-33I	ADA, 3 seats, 3" x 4" slats, 561 lbs.	\$2,350
76-43I	ADA, 3 seats, 4" x 4" slats, 687 lbs.	\$2,625
76-24I	4 seats, 2" x 4" slats, 505 lbs.	\$2,005
76-34I	4 seats, 3" x 4" slats, 647 lbs.	\$2,695
76-44I	4 seats, 4" x 4" slats, 788 lbs.	\$3,005

RECYCLED PLASTIC SLATS

76-32PL	ADA, 2 seats, 3" x 4" slats, 385 lbs.	\$1,430
76-42PL	ADA, 2 seats, 4" x 4" slats, 455 lbs.	\$1,595
76-33PL	ADA, 3 seats, 3" x 4" slats, 459 lbs.	\$1,690
76-43PL	ADA, 3 seats, 4" x 4" slats, 538 lbs.	\$1,875
76-34PL	4 seats, 3" x 4" slats, 531 lbs.	\$1,940
76-44PL	4 seats, 4" x 4" slats, 620 lbs.	\$2,150

Support Options: S-1, S-2*, and S-4*

* For options S-2 and S-4 add \$125 to any unit cost

* Slat dimensions are nominal

• Four foot square table top



SUPPORT OPTIONS

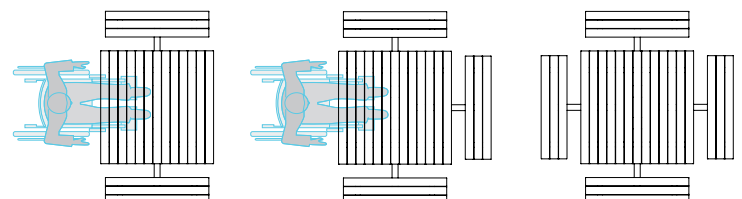


TABLE 75/100

DOUGLAS FIR SLATS

75-60D 6' long, Picnic Table, 507 lbs. **\$1,295**

75-80D 8' long, Picnic Table, 570 lbs. **\$1,420**

75-68-1D ADA Accessible Table, 541 lbs. **\$1,435**

IPE SLATS

75-60I 6' long, Picnic Table, 650 lbs. **\$2,180**

75-80I 8' long, Picnic Table, 762 lbs. **\$2,435**

75-68-1I ADA Accessible Table, 708 lbs. **\$2,380**

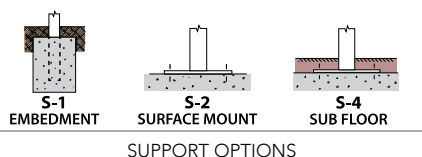
RECYCLED PLASTIC SLATS

100-60PL 6' long, Picnic Table, 619 lbs. **\$1,790**

100-80PL 8' long, Picnic Table, 710 lbs. **\$2,080**

100-68-1PL ADA Accessible Picnic Table, 643 lbs. **\$2,005**

Support Options: S-1, S-2, and S-4



75-60D Shown w/Bronze finish



100-60PL Shown w/Bronze finish/Cedar plastic

TABLE 156

RECYCLED PLASTIC SLATS

156-60PL 6' long, Picnic Table, 187 lbs. **\$1,300**

156-80PL 8' long, Picnic Table, 234 lbs. **\$1,475**

156-68-1PL ADA Accessible Picnic Table, 214 lbs. **\$1,500**

* For powder coated frames, add to any unit cost **\$150**

• Aluminum Frame



Shown uncoated w/Grey plastic

SEE OTHER TABLE STYLES IN
THE SIGNATURES SECTION



p. 51



p. 50



p. 47



p. 16



TABLE 72



TABLE 71



TABLE 77

		GALVANIZED FRAME		POWDER COAT FRAME	HOT GALVANIZED FRAME	POWDER COAT FRAME	HOT GALVANIZED FRAME
SEAT AND TABLE SURFACE MATERIALS	6' Douglas Fir	72-60D 204 lbs. \$595		71-60D 170 lbs. \$585	71-60HGD 170 lbs. \$570	77-60D 210 lbs. \$705	77-60HGD 210 lbs. \$725
	8' Douglas Fir	72-80D 240 lbs. \$640		71-80D 206 lbs. \$645	71-80HGD 206 lbs. \$625	77-80D 248 lbs. \$765	77-80HGD 248 lbs. \$775
	ADA Accessible, Douglas Fir	72-68-1D 226 lbs. \$660		71-68-1D 191 lbs. \$650	71-68-1HGD 191 lbs. \$630	77-68-1D 232 lbs. \$760	77-68-1HGD 232 lbs. \$770
	6' Aluminum	72-60A 152 lbs. \$885		71-60A 116 lbs. \$935	71-60HGA 116 lbs. \$920	77-60A 155 lbs. \$1,010	77-60HGA 155 lbs. \$1,030
	8' Aluminum	72-80A 166 lbs. \$1,010		71-80A 130 lbs. \$1,025	71-80HGA 130 lbs. \$1,025	77-80A 170 lbs. \$1,105	77-80HGA 170 lbs. \$1,130
	ADA Accessible, Aluminum	72-68-1A 165 lbs. \$1,010		71-68-1A 128 lbs. \$1,020	71-68-1HGA 128 lbs. \$1,025	77-68-1A 168 lbs. \$1,100	77-68-1HGA 168 lbs. \$1,125
	6' Recycled Plastic	72-60PL 279 lbs. \$1,060		71-60PL 243 lbs. \$1,050	71-60HGPL 243 lbs. \$1,050	77-60PL 280 lbs. \$1,160	77-60HGPL 280 lbs. \$1,185
	8' Recycled Plastic	72-80PL 328 lbs. \$1,225		71-80PL 292 lbs. \$1,210	71-80HGPL 292 lbs. \$1,200	77-80PL 330 lbs. \$1,315	77-80HGPL 330 lbs. \$1,335
	ADA Accessible, Recycled Plastic	72-68-1PL 316 lbs. \$1,280		71-68-1PL 279 lbs. \$1,275	71-68-1HGPL 279 lbs. \$1,275	77-68-1PL 317 lbs. \$1,365	77-68-1HGPL 317 lbs. \$1,395
	Frames and Hardware Only	72-20 101 lbs. \$390		71-20 67 lbs. \$400	71-20HG 67 lbs. \$385	77-20* 107 lbs. \$515	77-20HG* 107 lbs. \$530

- 2-3/8" O.D. galvanized steel frames
- 2" x 10" nominal top and seats (see chart for sizes and material)
- Special frames for Recycled Plastic

- 1-5/8" O.D. steel pipe frames
- 2" x 10" nominal top and seats (see chart for sizes and material)
- Special frames for Recycled Plastic

- 2-3/8" O.D. steel pipe frames
- 2" x 10" nominal top and seats (see chart for sizes and material)
- Special frames for Recycled Plastic

**When purchasing 77 Series Frames, please indicate 6' or 8' lumber.*



All DuMor Recycled Plastic picnic tables are supplied with welded seat and table braces for additional support.



PLANTER 440

440-17X17S	All Steel Planter, 17" x 17" Short, 66 lbs.	\$680
440-17X32S	All Steel Planter, 17" x 32" Short, 99 lbs.	\$755
440-17X17T	All Steel Planter, 17" x 17" Tall, 93 lbs.	\$1,050
440-17X32T	All Steel Planter, 17" x 32" Tall, 141 lbs.	\$1,180

**Only available in Textured Charcoal, Textured Grey, Textured Silver, Textured Black and Textured Rust Powder Coat Finishes*



PLANTER 441

441-15X15S	All Steel Planter, 15" x 15" Short, 56 lbs.	\$675
441-15X30S	All Steel Planter, 15" x 30" Short, 94 lbs.	\$750
441-15X15T	All Steel Planter, 15" x 15" Tall, 86 lbs.	\$1,055
441-15X30T	All Steel Planter, 15" x 30" Tall, 135 lbs.	\$1,170

**Only available in Textured Charcoal, Textured Grey, Textured Silver, Textured Black, and Textured Rust Powder Coat Finishes*

PLANTERS 440 AND 441
ARE COMPLEMENTARY SHAPES





Shown in Hunter Green

PLANTER 430

430-00 All-Steel Planter, 113 lbs. **\$975**

Add to unit price for self watering liner option **\$180**

- Sturdy polyethylene liner



Shown in Hunter Green

PLANTER 431

431-00 All-Steel Planter, 86 lbs. **\$850**

Add to unit price for self watering liner option **\$180**

- Sturdy polyethylene liner



Shown in Deep Red

PLANTER 114

114-00 All-Steel Planter, 117 lbs. **\$630**

Add to unit price for self watering liner insert **\$180**

- Complements 84 and 157 receptacle
- Sturdy polyethylene liner



Shown in Black

PLANTER 184

184-00 Steel Planter, 118 lbs. **\$865**

Add to unit price for self watering liner insert **\$180**

- Sturdy polyethylene liner

SELF WATERING LINER OPTION



49- SWI Insert

ADDITIONAL STYLES IN THE SIGNATURES SECTION



p. 16



p. 17



Shown in Black

BIKE RACK 290

290-00HG HOT-DIP GALVANIZED LOOP (34 LBS.)

S-1	Embedment	\$135
S-2	Surface Plate	\$165
S-4	Sub-Floor	\$165

290-00 POWDER-COATED LOOP (34 LBS.)

S-1	Embedment	\$125
S-2	Surface Plate	\$150
S-4	Sub-Floor	\$150

Support Options: S-1, S-2, and S-4

- Mounting hardware included
- Round tube



Shown in Argento

BIKE RACK 291

291-00HG HOT-DIP GALVANIZED LOOP (31 LBS.)

S-1	Embedment	\$155
S-2	Surface Plate	\$170
S-4	Sub-Floor	\$200

291-00 POWDER-COATED LOOP (31 LBS.)

S-1	Embedment	\$180
S-2	Surface Plate	\$200
S-4	Sub-Floor	\$225

Support Options: S-1, S-2, and S-4

- Mounting hardware included
- Square tube



Shown in Bronze
Shown with S-2 option covers

BIKE RACK 83

83-00G GALVANIZED LOOP (31 LBS.)

S-1	Embedment	\$80
S-2	Surface Plate	\$175
S-4	Sub-Floor	\$175

83-00 POWDER-COATED LOOP (31 LBS.)

S-1	Embedment	\$100
S-2	Surface Plate	\$190
S-4	Sub-Floor	\$185

Support Options: S-1, S-2, and S-4

- Mounting hardware included

S-1
EMBEDMENTS-2
SURFACE MOUNTS-4
SUB FLOOR

SUPPORT OPTIONS



Shown in Black

BIKE RACK 292

292-00HG HOT-DIP GALVANIZED LOOP (39 LBS.)

S-1	Embedment	\$240
S-2	Surface Plate	\$260
S-4	Sub-Floor	\$270

292-00 POWDER-COATED LOOP (39 LBS.)

S-1	Embedment	\$225
S-2	Surface Plate	\$250
S-4	Sub-Floor	\$250

Support Options: S-1, S-2, and S-4

- Mounting hardware included
- Round tube

BIKE RACK 199

199-00 Single loop bike rack, 24 lbs.

\$340

Support Options: S-1, and S-2

- Mounting hardware included



Shown in Argento

BIKE RACK 293

293-00HG HOT-DIP GALVANIZED LOOP (30 LBS.)

S-1	Embedment	\$215
S-2	Surface Plate	\$235
S-4	Sub-Floor	\$240

293-00 POWDER-COATED LOOP (30 LBS.)

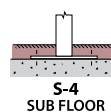
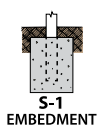
S-1	Embedment	\$210
S-2	Surface Plate	\$230
S-4	Sub-Floor	\$230

Support Options: S-1, S-2, and S-4

- Mounting hardware included
- Square tube



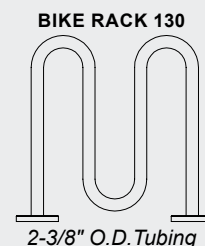
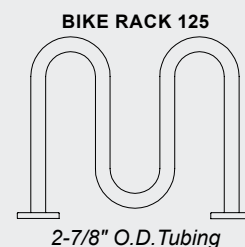
Shown in Hunter Green



SUPPORT OPTIONS



125-30 Shown in Black
Shown with S-2 option covers



BIKE RACK 125/130

		PC	HDGalv			PC	HDGalv
125-20	2-7/8" O.D., Holds 5 bikes, 97 lbs.	\$345	\$430	130-20	2-3/8" O.D., Holds 5 bikes, 62 lbs.	\$275	\$325
125-30	2-7/8" O.D., Holds 7 bikes, 134 lbs.	\$480	\$585	130-30	2-3/8" O.D., Holds 7 bikes, 84 lbs.	\$375	\$445
125-40	2-7/8" O.D., Holds 9 bikes, 170 lbs.	\$605	\$750	130-40	2-3/8" O.D., Holds 9 bikes, 107 lbs.	\$465	\$570

Support Options: S-1, and S-2

• Mounting hardware included



Shown in Black
Shown with S-2 option covers



Shown in Galvanized

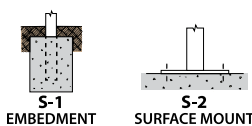
BIKE RACK 188

188-05	41-1/4" long, 5 openings, 61 lbs.	\$715
188-07	57-1/4" long, 7 openings, 70 lbs.	\$795
188-09	73-1/4" long, 9 openings, 79 lbs.	\$870
188-11	89-1/4" long, 11 openings, 89 lbs.	\$950

Support Options: S-1, and S-2*

* Add \$100 to unit price for support option S-2.

• Mounting hardware included



SUPPORT OPTIONS

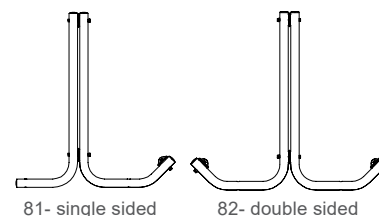
BIKE RACK 81/82

SINGLE-SIDE ENTRY BIKE RACK

81-50	5' long, 4 openings, 103 lbs.	\$320
-------	-------------------------------	-------

DUAL-SIDE ENTRY BIKE RACK

82-50	5' long, 8 openings, 118 lbs.	\$345
-------	-------------------------------	-------



GRILL 21 & 22

21-00	For embedment, 86 lbs.	\$310
22-00	Freestanding, 107 lbs.	\$430



Item 22-00 Freestanding



GRILL 24

24-00	For embedment, 242 lbs.	\$700
-------	-------------------------	-------





Shown in Black

BOLLARD 400

400-36 36" high 4" Schedule 40 Steel Bollard, 65 lbs. **\$245**

400-42 42" high 4" Schedule 40 Steel Bollard, 71 lbs. **\$255**

Support Options: S-1, S-2, and S-1SL*

* For Bollards with support option S-1SL (ground sleeve supplied w/cap), add \$375 to unit price and 43 lbs. to weight.



Shown in Green

BOLLARD 401

401-36 36" high Bike Bollard-2 loops, 76 lbs. **\$395**

401-42 42" high Bike Bollard-2 loops, 81 lbs. **\$400**

Support Options: S-1, S-2, and S-1SL*

* For Bollards with support option S-1SL (ground sleeve supplied w/cap), add \$375 to unit price and 43 lbs. to weight.



Shown in Argento

BOLLARD 402

402-36 36" high 6" Square Steel Bollard, 114 lbs. **\$370**

402-42 42" high 6" Square Steel Bollard, 124 lbs. **\$380**

Support Options: S-1, S-2, and S-1SL*

* For Bollards with support option S-1SL (ground sleeve supplied w/cap), add \$375 to unit price and 43 lbs. to weight.



Shown in Black

BOLLARD 451

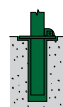
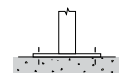
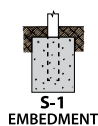
451-36 36" high Round Bollard, 139 lbs. **\$885**

451-42 42" high Round Bollard, 149 lbs. **\$910**

Support Options: S-1, S-2, and S-1X Secure w/8" pipe*

* For Bollards with support option S-1X add \$315

to unit price and 154 lbs. to weight.

S-1
EMBEDMENTS-2
SURFACE MOUNTS-1SL
GROUND SLEEVE

SUPPORT OPTIONS



Shown in Black

ASH URN 80

80-00 All-Steel Ash Urn, 51 lbs.

\$435



Shown in Black

ASH URN 129

129-00 All-Steel Receptacle/Ash Urn, 47 lbs.

\$820

• Perforated steel body



Ash urn removes easily for emptying

Shown in Black

ASH URN 423

423-00 Ash Urn, 20 lbs.

\$545

- Side mount design
- Fits most tapered DuMor receptacles



Shown in Douglas Fir

ASH URN 23

23-00D Douglas Fir, 38 lbs.

\$445

23-00I Ipe, 58 lbs.

\$575

23-00PL Recycled Plastic, 41 lbs.

\$500

DUMOR INSTALLATIONS



Brentwood, CA
DuMor Rep: Ross Recreation Equipment Co.



LeClair, IA
DuMor Rep: Outdoor Recreation Products Inc



Amherst, MA
DuMor Rep: O'Brien & Sons Inc.

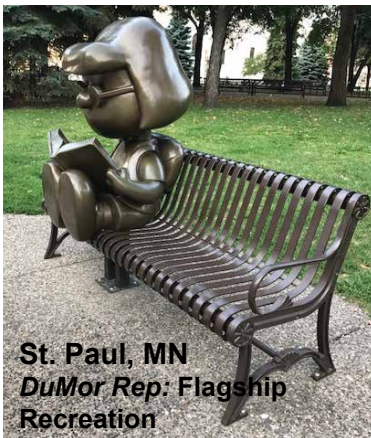


Jacksonville, OR
DuMor Rep: Northwest Playground




Memphis, TN
DuMor Rep: Mid South Recreation

DUMOR INSTALLATIONS



DUMOR CUSTOM PRODUCTS

In addition to our comprehensive selection of standard products, DuMor provides custom design and fabrication options to meet the needs of designers and architects whose requirements aren't always met by off-the-shelf site furnishings. Choose from a variety of high-quality raw materials including wood, steel, and recycled plastic, or customize with plaques and lettering options. DuMor's design flexibility makes creating a custom indoor or outdoor space easy and affordable. You'll see that DuMor's reputation for style and durability is reflected in every custom product. For more information on custom fabrication, please contact your local authorized DuMor representative or call 800-598-4018.



DUMOR CUSTOM PRODUCTS





CUSTOM CURVED BENCHES

With decades of experience creating site specific curved and continuous benches, DuMor's custom product department can design benches to virtually any radius your space requires. Contact a DuMor Representative with your bench preference and dimensions and we will design a custom bench for your approval.





CUSTOM PLAQUES



An attractive and enduring way to show sponsorship of a DuMor bench is with a dedication plaque. DuMor plaques are made of durable etched zinc with a bronze style finish. Zinc plaques are long lasting and offer versatility for etching detailed designs, crisp text, illustrations and photo transfers. DuMor offers plaques in a wide range of sizes and shapes to meet specific needs. Most DuMor products can be fitted to display a dedication plaque; ask a DuMor representative if your chosen product can accommodate a plaque to fit your specifications. Dedication plaques can be used in many ways including, remembrance of a loved one, company logo, town or city name, quotes, sports teams, school name or family name. Given the versatility of DuMor dedication plaques on site furniture, many communities have had great success fully funding both benches and plaques with “Sponsor a Bench” programs which allow people to contribute to the community and place a message on a plaque.



Black and white camera-ready artwork is required for logos or special graphics. (Note: All requests are subject to our review and approval.)

*DuMor mounts plaques so they are flush with seating surfaces

SUSTAINABILITY COMMITMENT

► Our Commitment to Sustainability

DuMor recognizes the importance of using recycled material in our entire product line. This reduces solid waste volumes in landfills, helps conserve natural resources and limits the environmental impacts resulting from the extraction of virgin materials.

► Pre- and Post-consumer Recycled Content

We utilize pre- and post-consumer recycled material in all of our products. Pre-consumer material is material diverted from the waste stream during the manufacturing process. Post-consumer material contains waste material generated by households or by commercial, industrial and institutional facilities in their role as end-users of the product, which can no longer be used for its intended purpose. Used milk jugs and old railroad tracks are examples of post-consumer materials used in our products. Please contact your local DuMor representative for details on the pre- and post-consumer recycled content of our products.

► Eco-friendly Material Composition

Our product line is composed of three primary materials: steel, recycled plastic and sustainably-harvested wood, all of which possess eco-friendly attributes.

Steel- The majority of steel in our products contains over 80 percent recycled material, most of which is post-consumer. Our primary supplier of steel utilizes the Electric Arc Furnace (EAF) technology, which takes advantage of post-consumer scrap material for major feedstock, unlike blast furnace operations which use mined iron ore as major feedstock.

Recycled Plastic- Many of our products feature the PolyTuf Plastic Lumber product. PolyTuf is manufactured using 100% recycled milk jugs (post-consumer high density polyethylene). We also donate our scrap plastic to the manufacturing of new PolyTuf product, further reducing waste stream volumes.

Sustainably-Harvested Wood- We make it a priority to purchase only sustainably-harvested wood derived from stringently-regulated timber source locations, including: California, Oregon, Washington and British Columbia.

► Compatibility with LEED® Rating System

Leadership for Energy and Environmental Design (LEED) is the world's most well-recognized and sought-after green building rating system, created and administered by the United States Green Building Council (USGBC). Achieving LEED certification is contingent upon earning credits, which provide guidelines for the design and construction of high performance, durable, healthful, affordable and environmentally-sound buildings. Many of our products could help design teams earn LEED credits. Please contact your local representative to learn more about how DuMor's products can help your project achieve LEED certification.

*Please contact your local DuMor representative for more details on the eco-friendly attributes of our product line.



MAINTENANCE & CLEANING

The following guidelines can be followed to provide general maintenance and cleaning for DuMor Site Furnishings.

As with any product used in a commercial application, a regular inspection of the product should be conducted. Any loose or missing hardware should be tightened or replaced immediately. If any part of the item is found to show excessive wear or is cracked or broken, the product should be taken out of service until all repairs are made.

All wood components should be inspected for excessive cracks or splits and repaired or replaced as needed. The surface of wood components should be checked for splinters and sanded as required. Discoloration of wood can be treated using a 50/50 mixture of household bleach and water. Mix the solution in a plastic bucket only. Using rubber gloves and a mild bristle brush, apply the mixture and lightly scrub leaving the mixture on the wood for 3 to 4 minutes. Rinse with clean water. Allow the wood to dry. Recoat Douglas Fir with a clear non-toxic, oil-based or water-based preservative. (Ipe has its own natural defenses—it does not need preservative.) If the household bleach solution does not remove the discoloration, it may be caused by a chemical stain (such as iron stain). A saturated solution of oxalic acid (wood bleach) in water will work on such a stain.


All recycled plastic components offered by DuMor are molded 100% polyethylene. For general surface cleaning, scrub the recycled plastic with a plastic bristle brush and a cleaning product such as CLR® or Simple Green®. Rinse with clean water. If the surface has been marked with graffiti, a pressure washer may be used to remove the graffiti. (Power wash boards at a minimum of 12" away with 1,500 PSI.) Severe scratches and carvings into the surface may be hand sanded with a fine grade of sandpaper to remove any sharp edges.

All steel components have been finished with a baked-on polyester powder coating which offers long-lasting protection against acids, salts, and corrosive moisture. Surface cleaning should start when the product is installed, ensuring that construction materials are removed. The frequency of cleaning depends in part on the standard of appearance that is required and also on the need to remove deposits that could cause damage. In harsher environments (such as industrial or marine or those involving pollution or salt spray), more frequent cleaning may be required. All surfaces should be cleaned using warm water, a non-abrasive cleaner such as Simple Green®, and a soft cloth or sponge or a soft bristle brush. If, however, the finish is abraded to the point of exposing the steel or is similarly rusted, lightly sand the surface being careful to remove all rust as well as any loose finish materials. Once this sanding is complete, clean the surface with a solvent such as paint thinner to remove any remaining contaminants which might hinder proper paint adhesion. A zinc primer and top coat of matching color enamel should then be applied over the prepared surface.

All plaques should be cleaned using water, household dish detergent, and a clean cotton cloth. Soft sponges may be used to get into tight corners and small spaces. No brushes or other abrasive materials should ever be used on plaques.

CHARACTERISTICS OF IPE

As an organic product, the color of Ipe can vary from board to board. Unlike plastic or paint where color matching can be controlled, the color of an Ipe board can be dependent on climate, time of harvest, how it was cut and dried, when it was milled and how long it was stored. Ipe wood is quite dense, and as such, is extremely resistant to preservative treatment. Left to nature, the UV sun rays and traditional weathering will change the Ipe to an attractive, consistent light gray. Therefore, Ipe leaving the DuMor facility will not be coated with a preservative. During the graying process as Ipe wood ages, it has a tendency to check as moisture leaves the board. Once the board reaches a stable moisture level, the check will close some as the width of the board shrinks. This has been described as a dynamic process of shrinking where checks appear but dramatically lessen with time. Left uncoated to weather, the US Department of Agriculture and Forestry rates Ipe as "Very resistant to attack by decay, fungi and termites." The USFPL (United States Forest Products Lab) classified Ipe as "Very Durable" (their highest rating). Although we recommend allowing IPE wood to undergo the natural weathering process, should you wish to somewhat maintain the original color, regular maintenance and preservative are required.



NUMERICAL INDEX

TERMS AND CONDITIONS

Prices are F.O.B. Mifflintown, PA, and are subject to change without notice.

Terms are net 30 days from date of invoice to those customers with approved credit. All others, check with order. Freight charges are as determined and collected by the carrier unless DuMor is instructed to prepay and add to the invoice for the merchandise. All products manufactured by DuMor are warranted against defect in materials and/or workmanship and in accordance with our published specifications. In addition to a standard one-year warranty on all products, DuMor also offers a limited 20-year warranty against structural failure of all steel bench frames, steel bench assemblies, table frames, litter receptacle frames, and all cast iron bench supports; limited 5-year warranty against structural failure of Douglas Fir, Redwood, and Ipe wood slats; a limited 10-year warranty against structural failure of recycled plastic; and a limited 3-year warranty on bike racks. These warranties cover only those items which have been installed according to our detailed instructions and do not cover abnormal use or vandalism. Contact your local DuMor representative for details of the extended warranty program. DuMor is not responsible for loss or damage of products in transit. Any shortages or damage should be noted on the freight bill before signing. In the interest of product improvement, DuMor reserves the right to alter product design, material selection, or construction without notice.

The following bench is protected by U.S. Patent D629 - 234: Bench 186

The following benches are protected by U.S. Patent D467-101: Bench 140, 141, 142, 143, 161, 162

The following benches are protected by U.S. Patent D470-690: Bench 144, 145, 146, 147

The following benches are protected by U.S. Patent D526-814: Bench 160, 165, 168, 169

The following benches are protected by U.S. Patent D525-809: Bench 164, 166, 173

The following benches are protected by U.S. Patent D632-104: Bench 185, 194

The following benches are protected by U.S. Patent D629-234: Bench 186, 195

MODEL..... PAGE

11	Bench.....	57
17	Receptacle.....	12
19	Bench.....	17
21/22	Grill	93
23	Ash Urn.....	95
24	Grill	93
34	Bench.....	59
35	Bench.....	58
37	Bench.....	59
39	Bench.....	60
40	Split Recycle....	63, 73
41/43	Receptacle.....	71
44	Receptacle.....	72
46	Polyethylene Cover	73
47	Steel Cover	73
49	Replacement Liner	73
51	Bench.....	60
56	Bench.....	57
57	Bench.....	18
58	Bench.....	14
59	Bench.....	48
70	Receptacle.....	71
71	Table	87
72	Table	87
75	Table	86
76	Table	85
77	Table	87
78	Game Table	83
79	Bench.....	61
80	Ash Urn.....	95
81/82	Bike Rack.....	92
83	Bike Rack.....	90
84	Receptacle.....	64
87	Receptacle.....	66
88	Bench.....	56
89	Receptacle.....	48
91	Bench.....	19
92	Bench.....	15
93	Bench.....	11
94	Bench.....	12
95	Bench.....	11
98	Bench.....	58
100	Table	86
101	Table	83
102	Receptacle.....	15
103	Bench.....	56
104	Bench.....	48
105	Bench.....	57
106	Bench.....	17
107	Receptacle.....	64
114	Planter	89
117	Bench.....	13
118	Bench.....	13
119	Bench.....	23
120	Bench.....	23
122	Planter	16
124	Receptacle.....	19
125	Bike Rack.....	92
126	Table & Chairs	78


MODEL..... PAGE

129	Recept./Ash Urn ...	95
130	Bike Rack.....	92
131	Bench.....	58
138	Bench.....	61
139	Bench.....	61
140	Bench.....	20
143	Bench.....	22
144	Bench.....	20
148	Receptacle.....	21
152	Receptacle.....	22
156	Table	86
157	Receptacle.....	65
158	Receptacle.....	66
159	Planter	17
160	Bench.....	28
162	Bench.....	21
163	Bench.....	59
164	Bench.....	29
165	Bench.....	31
166	Bench.....	31
168	Bench.....	29
169	Bench.....	30
170	Receptacle.....	30
182	Receptacle.....	67
184	Planter	89
185	Bench.....	37
186	Bench.....	37
187	Receptacle.....	37
188	Bike Rack.....	92
190	Bench.....	32
191	Bench.....	33
192	Bench.....	34
193	Bench.....	35
194	Bench.....	36
195	Bench.....	36
196	Receptacle.....	36
198	Table	84
199	Bike Rack.....	91
200/300 Series	72
270	Bench.....	38
271	Bench.....	39
272	Receptacle.....	39
275	Bench.....	42
276	Bench.....	43
277	Bench.....	43
278	Bench.....	43
279	Bench.....	43
282	Bench.....	25
283	Bench.....	25
284	Bench.....	27
285	Bench.....	27
286	Receptacle.....	68
287	Receptacle.....	68
290	Bike Rack.....	90
291	Bike Rack.....	90
292	Bike Rack.....	91
293	Bike Rack.....	91
294	Table	82
295	Table	82

MODEL..... PAGE

296	Table	79
297	Table	79
298	Table	81
299	Table	80
400-402	Bollards	94
423	Ash Urn.....	95
428	Receptacle.....	35
429	Receptacle.....	33
430	Planter	89
431	Planter	89
432	Receptacle.....	67
434	Receptacle.....	69
435	Receptacle.....	70
436	Receptacle.....	69
437	Receptacle.....	70
438	Receptacle.....	65
440	Planter	88
441	Planter	88
443	Table	16
446	Bench.....	24
447	Bench.....	26
448	Table	84
451	Bollard.....	94
460	Bench.....	49
461	Bench.....	49
463	Table	51
464	Table	50
465	Receptacle.....	51
466	Bike Rack.....	50
470	Bench.....	46
471	Bench.....	47
472	Bench.....	44
473	Bench.....	45
474	Receptacle.....	45
475	Table Set.....	47
480	Seat	78
481	Seat	77
482	Table	77
483	Seat	76
484	Table	76
490	Bench.....	6
491	Bench.....	7
492	Bench.....	7
493	Bench.....	8
494	Bench.....	9
495	Bench.....	9
496	Bench.....	10
497	Bench.....	10
498	Bench.....	10
500	Bench.....	40
501	Bench.....	41
502	Receptacle.....	41
Curved Benches	52
Custom Curved Benches	100
Custom Fabrication	98
Custom Plaques	102
Finishes/Color.....	2
Installations.....	96
Maintenance	104

YOUR DUMOR CONSULTANT IS:



DuMor, Inc.
Mifflintown, PA 17059-0142

Phone: 717-436-2106
Toll-Free: 800-598-4018
Fax: 717-436-9839
sales@dumor.com

DUMOR.COM